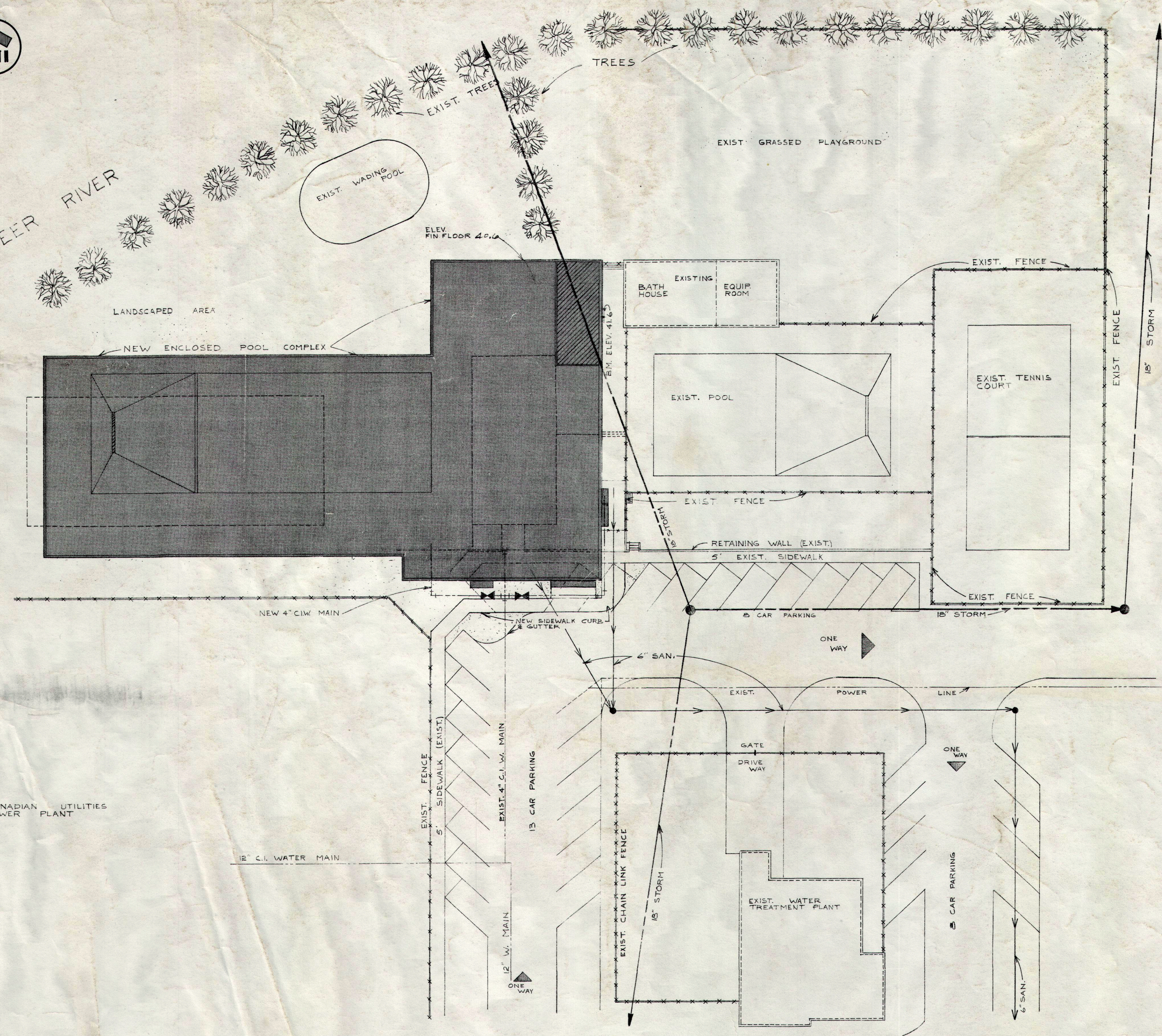


Aquaplex 1975 Drawings




RED DEER RIVER



SITE PLAN
SCALE 1"=20'-0"

ISSUE	DATE	REMARKS	NO.	REVISION	DATE	BY
1	23/1/75	FOR TENDER	1	DELETE 20' x 10' DIVING TANK AREA; DELETE EXTERIOR STAIRS & REPLACE WITH RAMP. PER P40-C	11/2/75	WAD
2	12/2/75	FOR REV. & CONSTR.				



UNDERWOOD McLELLAN & ASSOCIATES LIMITED
CONSULTING ENGINEERS - TOWN PLANNERS
BRITISH COLUMBIA • ALBERTA • SASKATCHEWAN • MANITOBA • ONTARIO

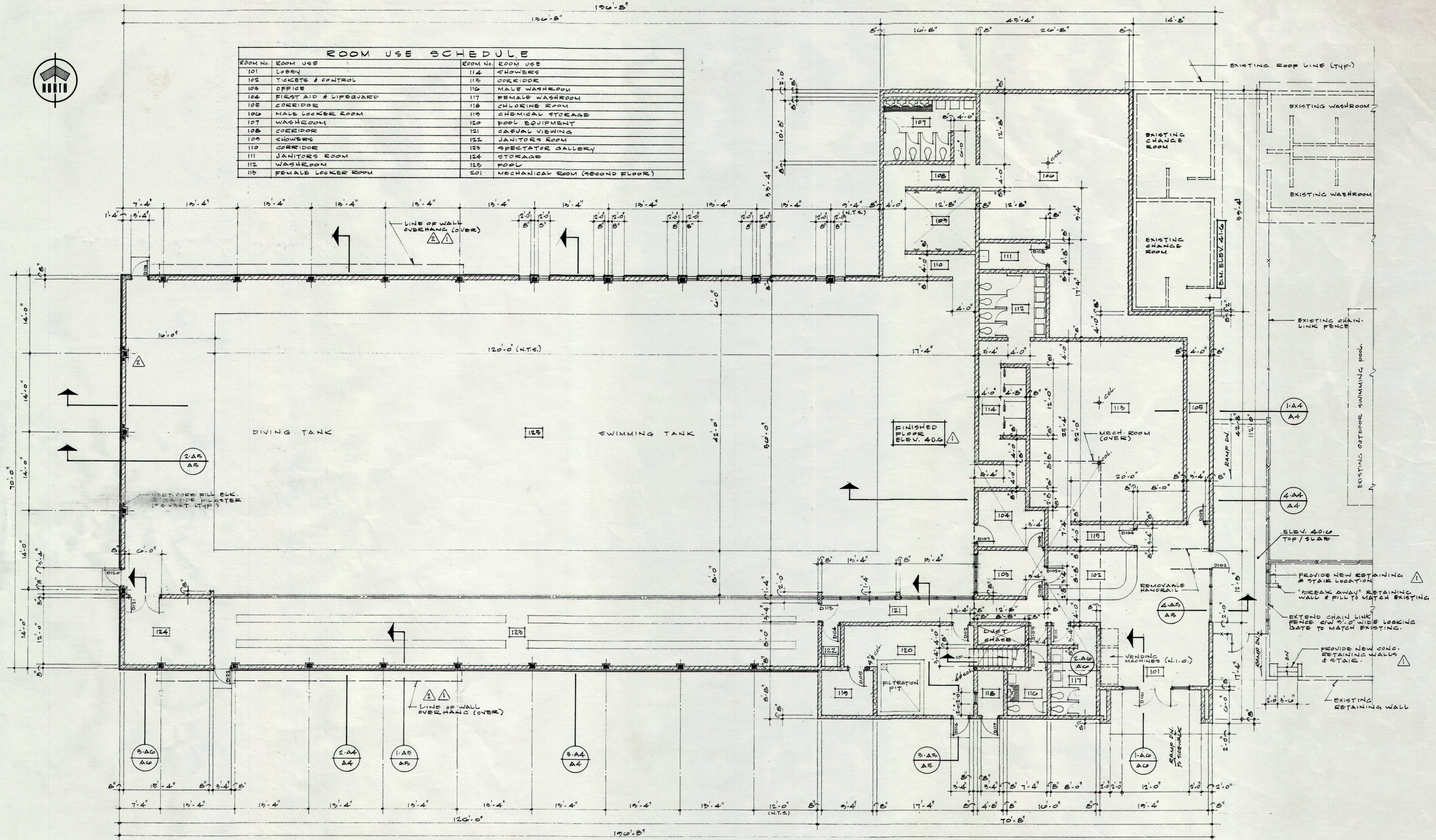
DRAWN: T. T.
CHECKED:
DESIGN:
TRACED:
SCALE: NOTED

CITY OF DRUMHELLER
SWIMMING POOL
SITE PLAN

MICROFILMED
DATE: JAN. 1975
JOB: E113-223-114
SHEET:
DRAWING: A1
ISSUE: 2
MICROFILMED




ROOM USE SCHEDULE			
ROOM No.	ROOM USE	ROOM No.	ROOM USE
101	LOBBY	114	SHOWERS
102	TICKETS & CONTROL	115	CORRIDOR
103	OFFICE	116	MALE WASHROOM
104	FIRST AID & LIFEGUARD	117	FEMALE WASHROOM
105	CORRIDOR	118	CHLORINE ROOM
106	MALE LOCKER ROOM	119	CHEMICAL STORAGE
107	WASHROOM	120	POOL EQUIPMENT
108	CORRIDOR	121	CASUAL VIEWING
109	SHOWERS	122	JANITORS ROOM
110	CORRIDOR	123	SPECTATOR GALLERY
111	JANITORS ROOM	124	STORAGE
112	WASHROOM	125	POOL
113	FEMALE LOCKER ROOM	201	MECHANICAL ROOM (SECOND FLOOR)



MAIN FLOOR PLAN
SCALE 1/8" = 1'-0"

ISSUE	DATE	REMARKS	NO.	REVISION	DATE	BY
1	23/1/75	FOR TENDER	1	LOWER FIN. FLR. TO 40.0; MODIFY EXISTING LAYOUT; DELETE STAIRS & REPLACE WITH RAMPS; ADD RETAINING WALLS & STAIR TO EXISTING EXT. BLEACHER AREA; DELETE STEEL W/ COLS.; REPLACE WITH BUILT-UP COLS.; ADD CEDAR SIDING TO POOL ENCLOSURE		
2	6/2/75	FOR REV. 1 + CONSTR.	2	DELETE BUILT-UP COLS. & MODIFY EXTERIOR WALL TREATMENT AT DIVING TANK AREA. ADD PILLARS	6/2/75	W.A.D.
3	12/2/75	FOR REV. 2	3		10/2/75	W.A.D.

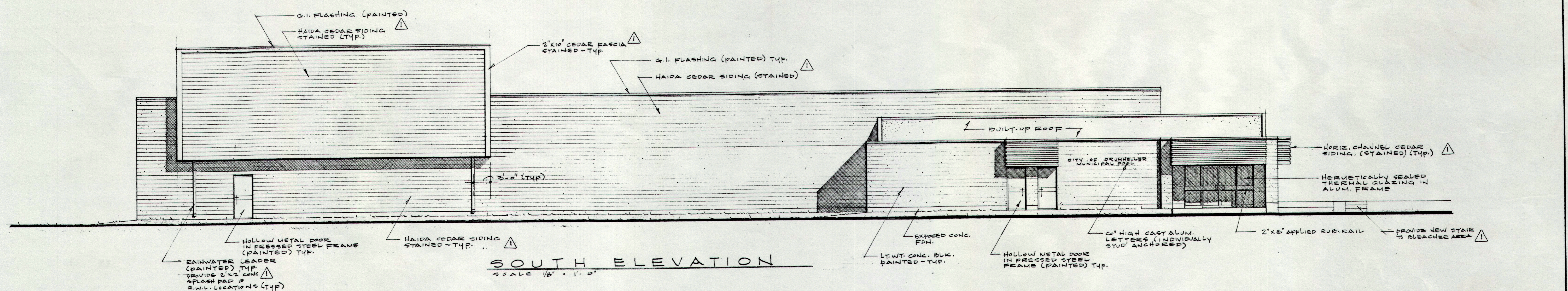


UNDERWOOD McLELLAN & ASSOCIATES LIMITED
CONSULTING ENGINEERS - TOWN PLANNERS
BRITISH COLUMBIA • ALBERTA • SASKATCHEWAN • MANITOBA • ONTARIO

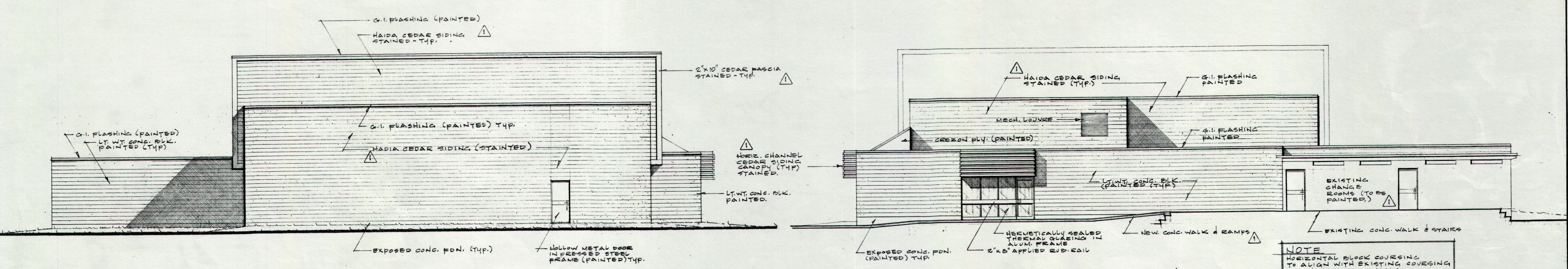
DRAWN: W.A.D.
CHECKED: J.C.L.
DESIGN: D.S./W.A.D.
TRACED:
SCALE:
1/8" = 1'-0"

CITY OF DRUMHELLER, ALBERTA
SWIMMING POOL
FLOOR PLAN

MICROFILMED
DATE: JAN. 1975
JOB: 213-223-110
SHEET:
DRAWING: **A2**
ISSUE: **3**
MICROFILMED



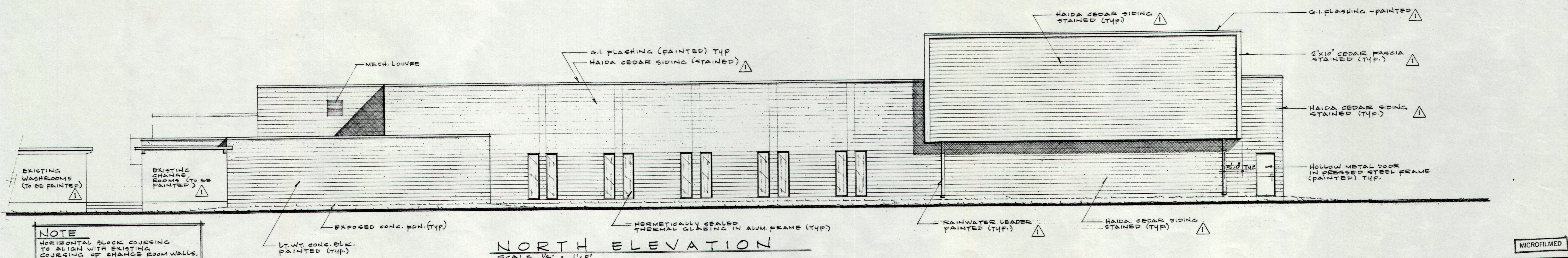
SOUTH ELEVATION
SCALE 1/8" = 1'-0"



WEST ELEVATION
SCALE 1/8" = 1'-0"

EAST ELEVATION
SCALE 1/8" = 1'-0"


NOTE
HORIZONTAL BLOCK COURSING TO ALIGN WITH EXISTING COURSING OF CHANGE ROOM WALLS.



NORTH ELEVATION
SCALE 1/8" = 1'-0"

NOTE
HORIZONTAL BLOCK COURSING TO ALIGN WITH EXISTING COURSING OF CHANGE ROOM WALLS.

ISSUE	DATE	REMARKS	NO.	REVISION	DATE	BY
1	23/1/75	FOR TENDER		DELETE METAL SIDING & STEEL COL'S ; ADD CHANNEL & HAIDA CEDAR SIDING (TYP) LOWER ELEV. TO FIN. FLOOR		
2	12/2/75	FOR REV. 1 & CONSTR.		BL. 400 ; DELETE EXTERIOR STAIRS & PROVIDE CONC. RAMPS. ADD NOTE RE CHANGE ROOMS & WASHROOMS TO BE PAINTED.	5/2/75	W.A.D.

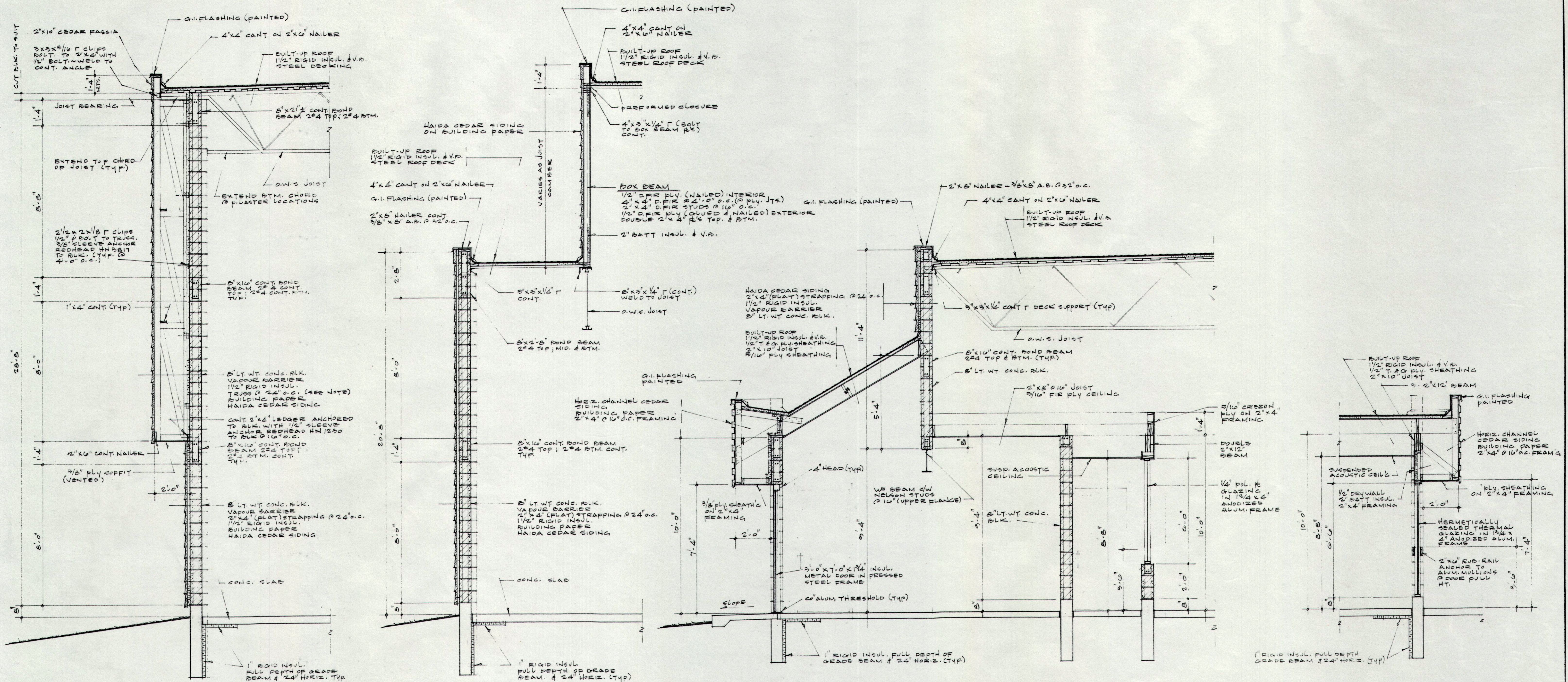


UNDERWOOD McLELLAN & ASSOCIATES LIMITED
CONSULTING ENGINEERS - TOWN PLANNERS
BRITISH COLUMBIA • ALBERTA • SASKATCHEWAN • MANITOBA • ONTARIO

DRAWN: W.A.D.
CHECKED: J.C.L.
DESIGN: W.A.D.
TRACED:
SCALE:
1/8" = 1'-0"

CITY OF DRUMHELLER, ALBERTA
SWIMMING POOL
ELEVATIONS

MICROFILMED
DATE: JAN. 1975
JOB: 212-223-116
SHEET:
DRAWING: A3
ISSUE: 2
MICROFILMED



1.AB WALL SECTION
SCALE 3/8" = 1'-0"

2.AB WALL SECTION
SCALE 3/8" = 1'-0"

3.AB WALL SECTION
SCALE 3/8" = 1'-0"

4.AB WALL SECTION
SCALE 3/8" = 1'-0"

NOTE:
 * WALL FRAMING TRUSSES TO BE FABRICATED FROM CONSTR. GRADE SPRUCE OR BETTER
 * MEMBER SIZES TO BE 2" x 4"
 * CONNECTIONS TO BE G.A.N.C. NAIL 16'S OR EQUAL DESIGNED TO SUPPORT ALL IMPOSED DL & LL.

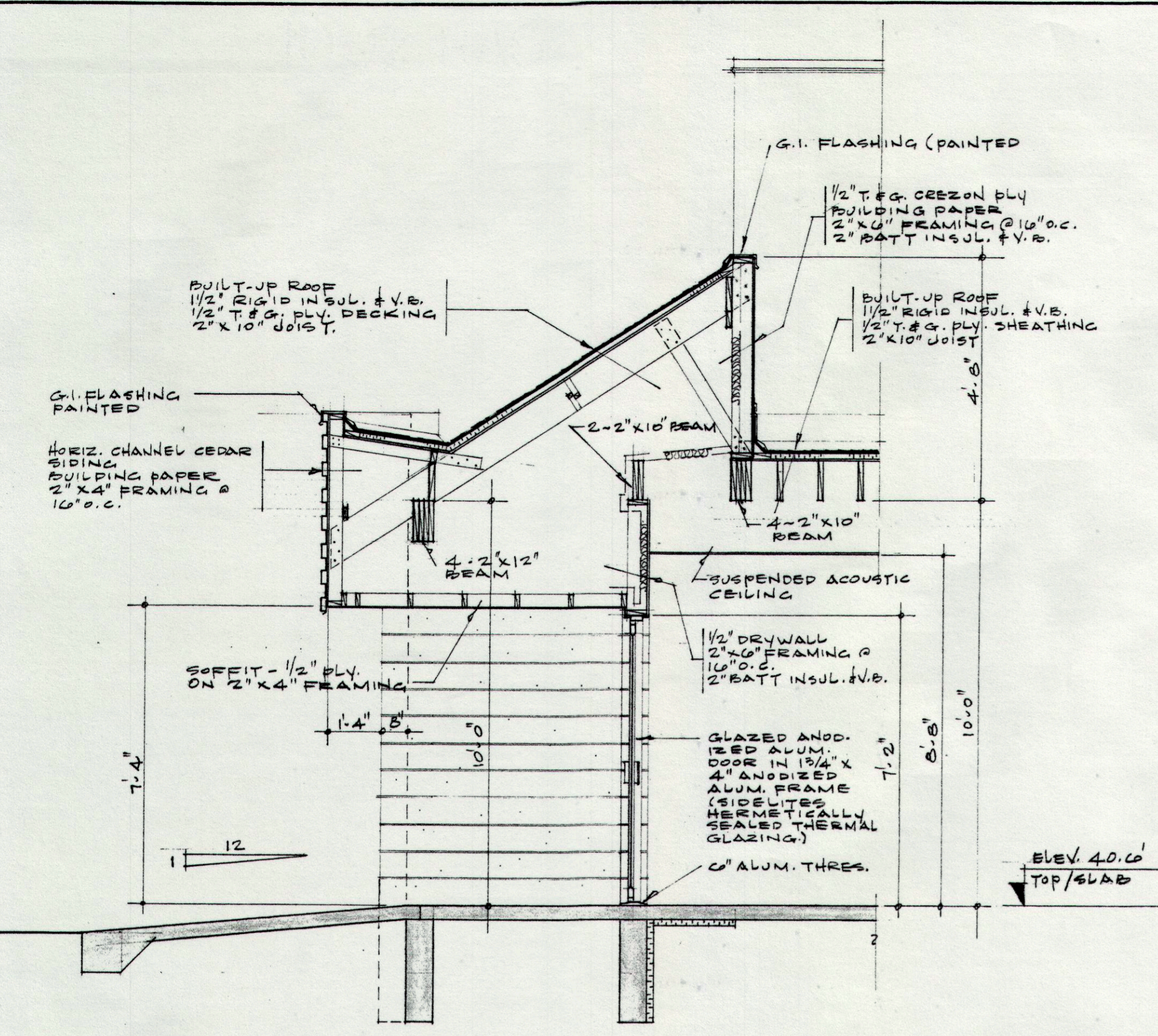
ISSUE	DATE	REMARKS	NO.	REVISION	DATE	BY	APPROVED
1	23/1/75	FOR TENDER	1	GEN. REV. 1.AB/A2, 2.AB/A2, ADD Haida cedar siding, conc. entry slab, 3 course blk. & grouting & DELETE FILTRATION TANK, ADD NOTE RE: WALL TRUSS.			
2	12/2/75	FOR REV. 1 & CONSTR.			10/2/75	W.A.D.	

UNDERWOOD McLELLAN & ASSOCIATES LIMITED
 CONSULTING ENGINEERS - TOWN PLANNERS
 BRITISH COLUMBIA • ALBERTA • SASKATCHEWAN • MANITOBA • ONTARIO

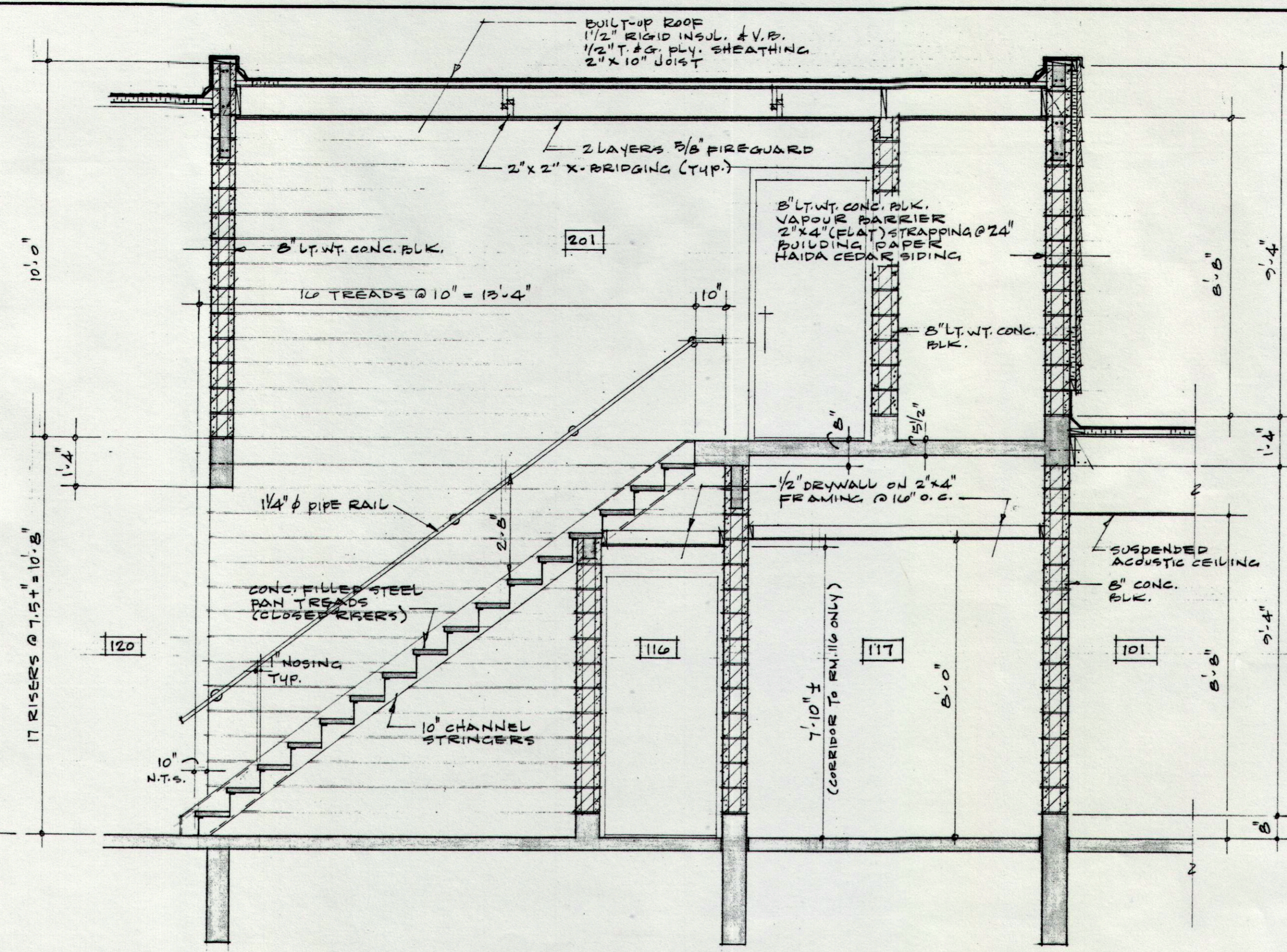
DRAWN: W.A.D.
 CHECKED: J.C.L.
 DESIGN: W.A.D.
 TRACED:
 SCALE:
 AS NOTED

CITY OF DRUMHELLER, ALBERTA
SWIMMING POOL
WALL SECTIONS

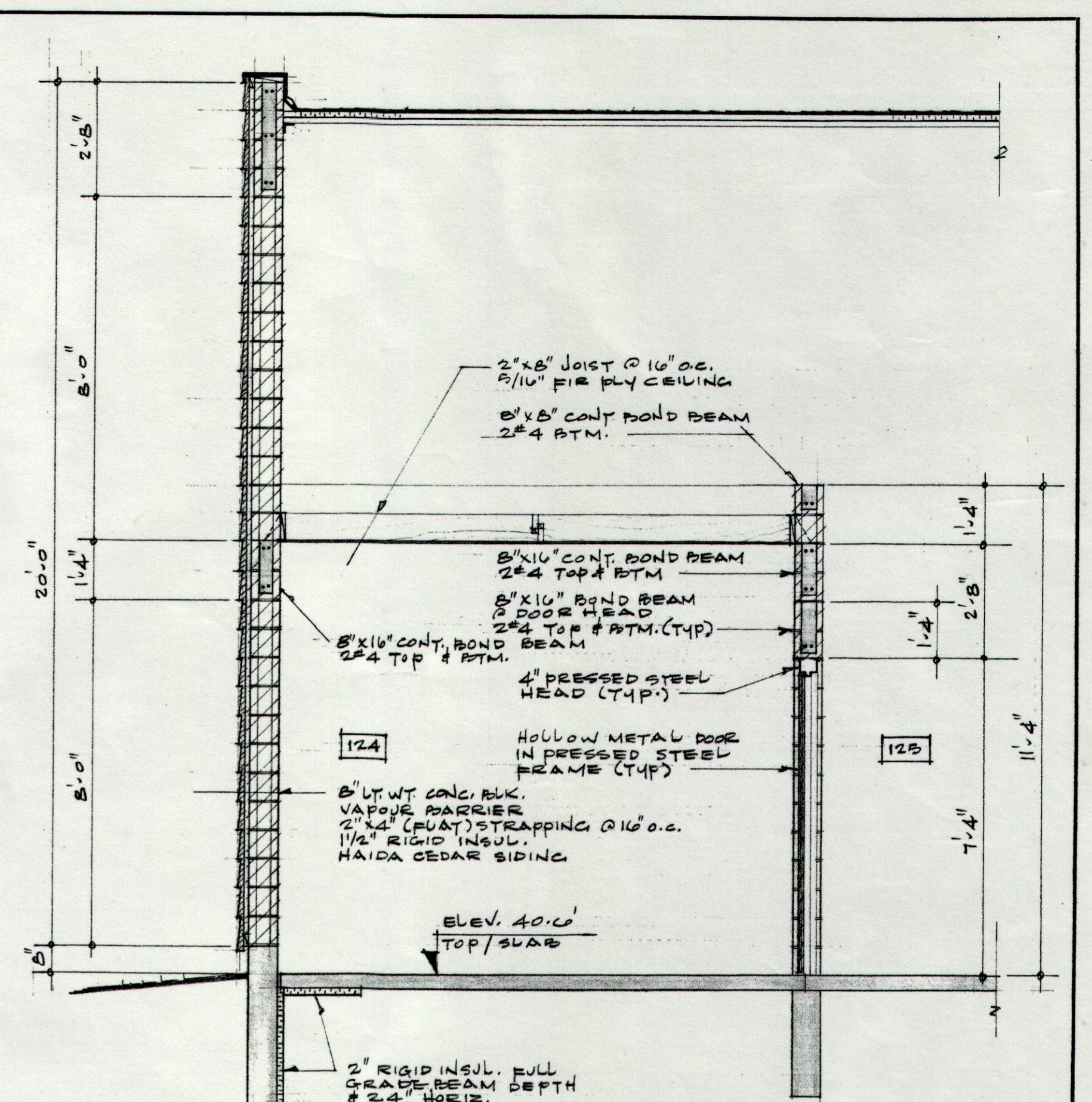
DATE: JAN. 1974
 JOB: 2115-225-116
 SHEET:
 DRAWING: A5
 ISSUE: 2



1.AG WALL SECTION
SCALE 3/8" = 1'-0"




2.AG STAIR SECTION
SCALE 3/8" = 1'-0"



3.AG WALL SECTION
SCALE 3/8" = 1'-0"

ISSUE	DATE	REMARKS	NO.	REVISION	DATE	BY
1	23/1/75	FOR TENDER	1	SECT. 1.AG/AZ DELETE ENTRY STAIR & REPLACE WITH RAMP; FIN ELE BL. 40.0; SECT. 2.AG/AZ COMPLETE DETAIL; ADD SECT. 3.AG/AZ.		WAB
2	12/2/75	FOR REV. 1 & CONSTR.			11/2/75	WAB

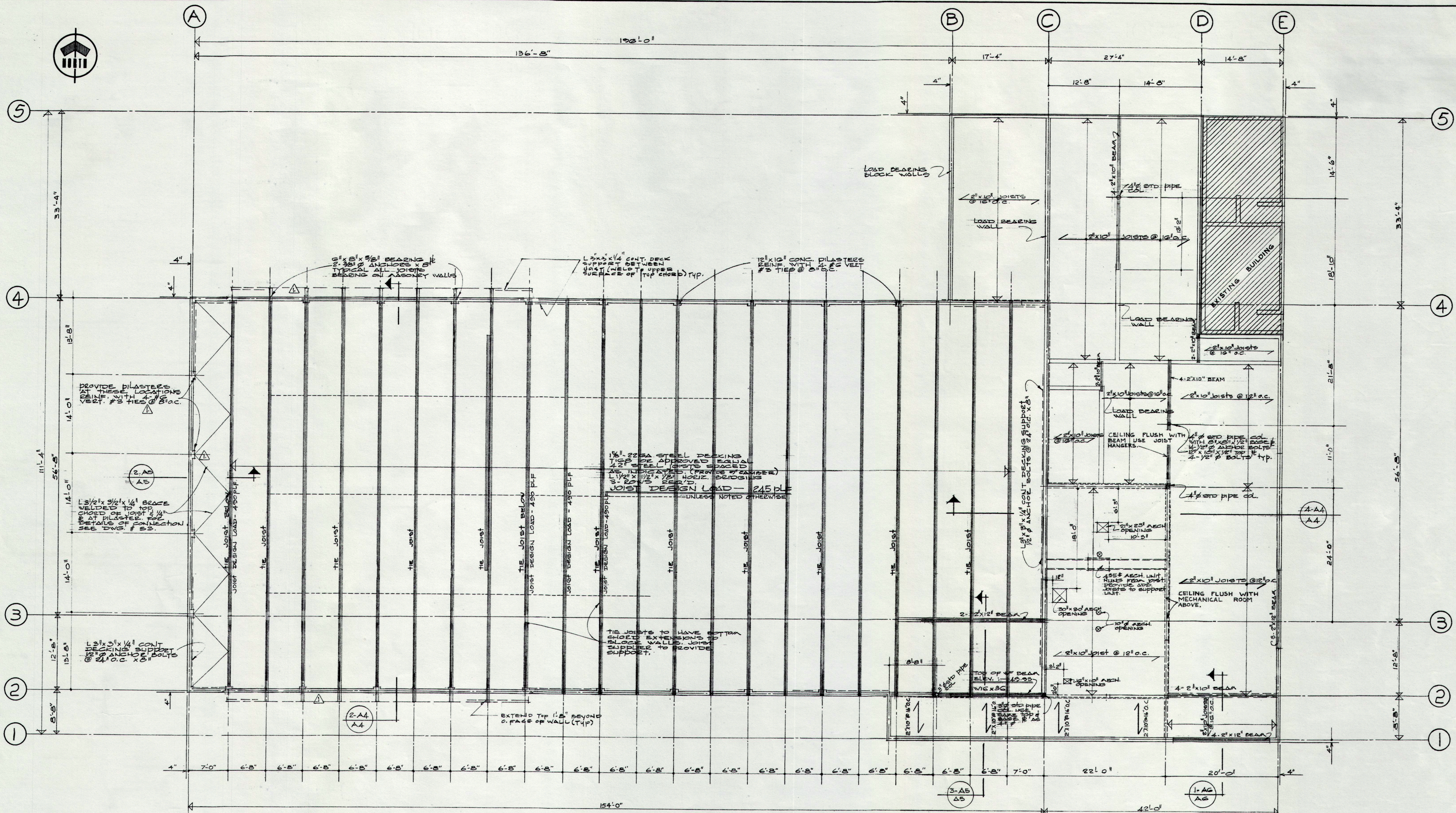


UNDERWOOD McLELLAN & ASSOCIATES LIMITED
CONSULTING ENGINEERS - TOWN PLANNERS
BRITISH COLUMBIA • ALBERTA • SASKATCHEWAN • MANITOBA • ONTARIO

DRAWN: W.A.D.
CHECKED: J.C.L.
DESIGN: W.A.D.
TRACED:
SCALE: AS NOTED

CITY OF DRUMHELLER, ALBERTA
SWIMMING POOL
WALL SECTIONS & DETAILS

MICROFILMED
DATE: JAN. 1975
JOB: 2115-223-110
SHEET:
DRAWING: AG
ISSUE: 2
MICROFILMED



NOTE:
 - ALL JOISTS TO BE SANDBLASTED & SHOP COATED WITH #8000-2 LEADENANT EPOXY ACTIVATED RED LEAD PIGMENT SPRAY APPLIED TO UPPER SURFACE OF TOP CHORD NOT TO BE PAINTED.
 - ALL WOOD TRUSSES & BEAMS TO BE FIR (CONST. GRADE).

ROOF PLAN
 SCALE: 1/8" = 1'-0"
 LIVE LOAD — 20 PLF
 DEAD LOAD — 15 PLF
 TOTAL DESIGN LOAD — 35 PLF

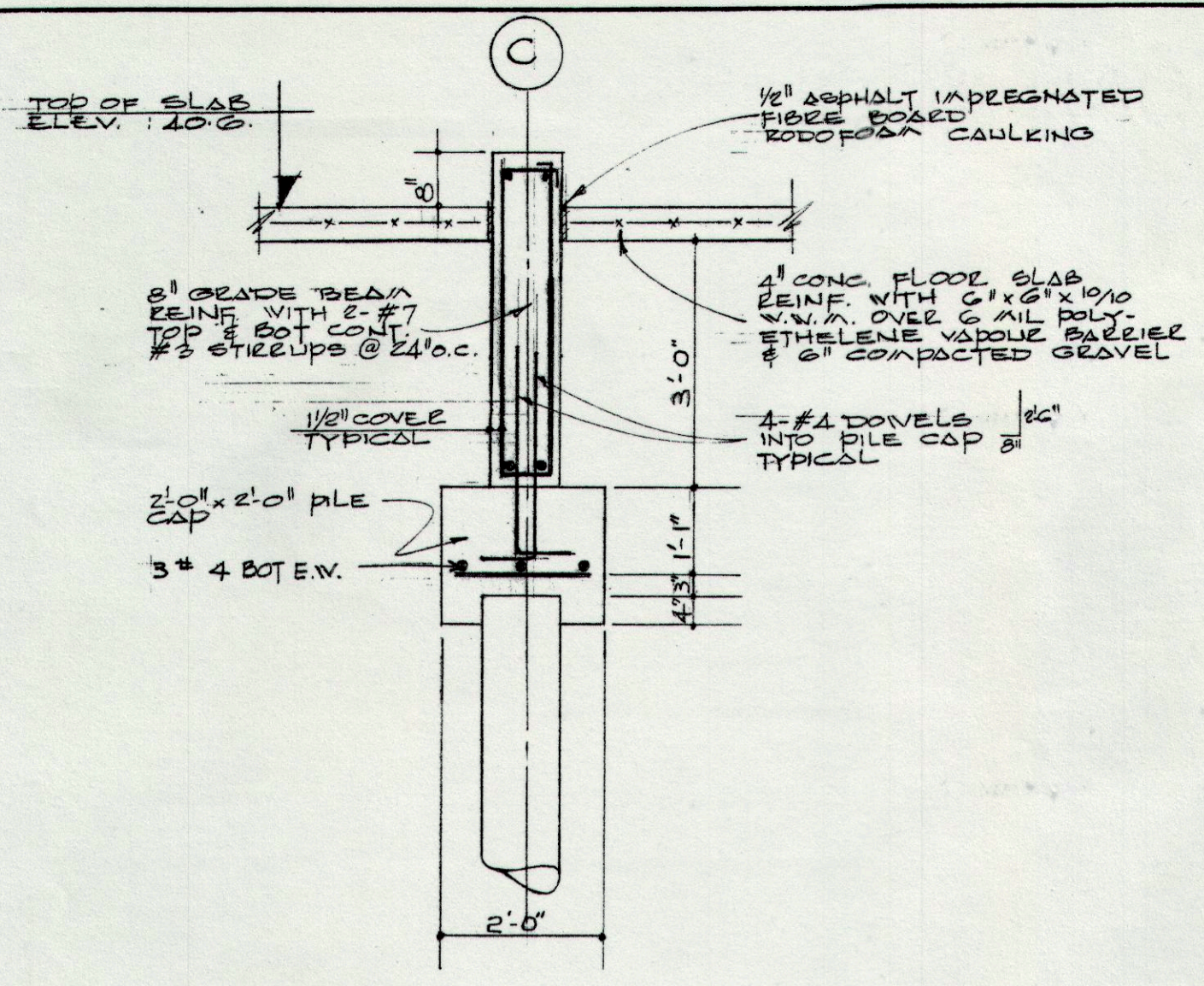
ISSUE	DATE	REMARKS	NO.	REVISION	DATE	BY	APPROVED
1.	10/1/75	FOR TENDER	1	DELETED W/ BEAMS ALONG 'A' ADDED L BRACES ALONG 'A' INDICATED THE JOISTS.			
2.	10/2/75	FOR REV #1 & CONST.	2	INDICATED PLASTER ALONG 'A' INDICATED THE JOISTS	10/2/75	E.N.	<i>B. D. Phelan</i>

UNDERWOOD McLELLAN & ASSOCIATES LIMITED
 CONSULTING ENGINEERS - TOWN PLANNERS
 BRITISH COLUMBIA • ALBERTA • SASKATCHEWAN • MANITOBA • ONTARIO

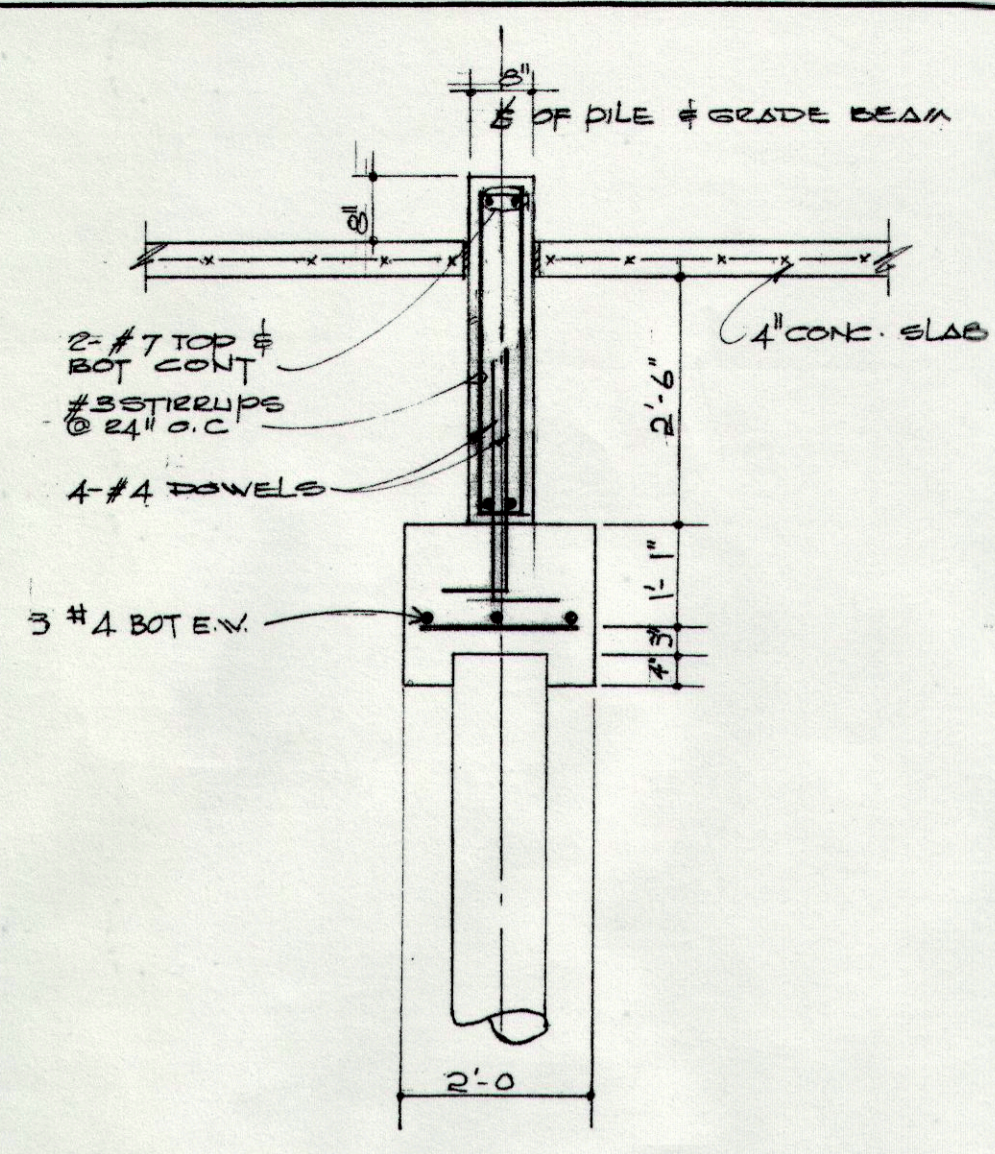
DRAWN: I.T.
 CHECKED: H.D.E.
 DESIGN: H.D.E.
 TRACED:
 SCALE: 1/8" = 1'-0"

CITY OF DRUMHELLER
SWIMMING POOL
ROOF PLAN

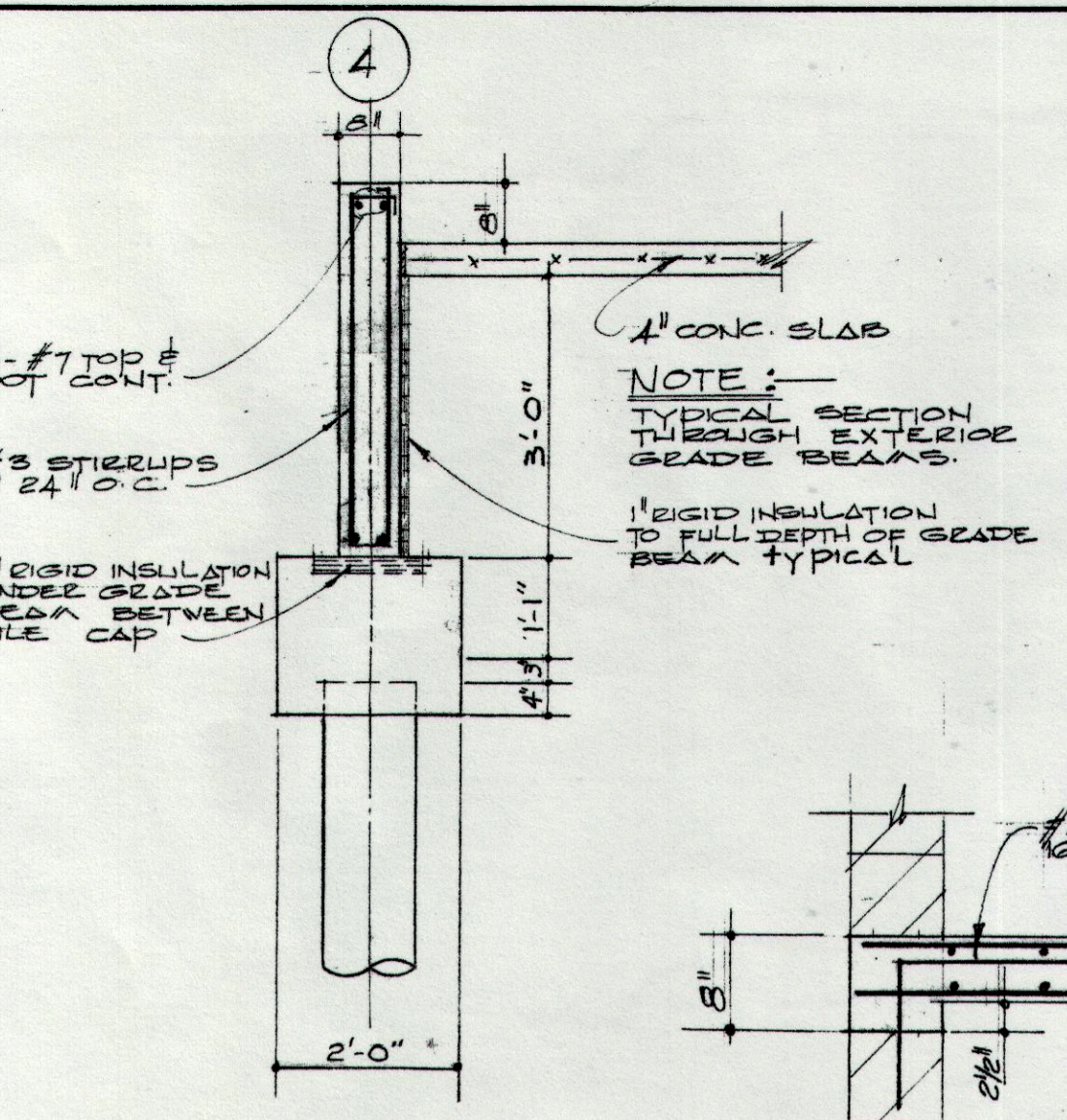
MICROFILMED
 DATE:
 JOB: 213-223-116
 SHEET:
 DRAWING:
S-2
 ISSUE:
2
 MICROFILMED



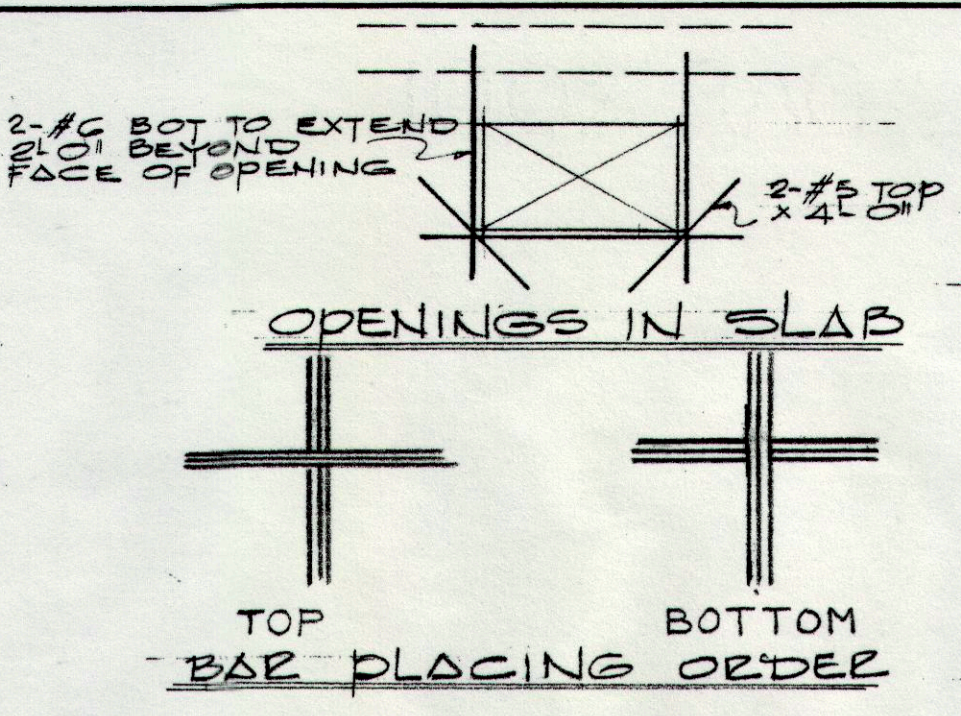
SECTION POOL BEAM
SCALE: 1/2" = 1'-0"



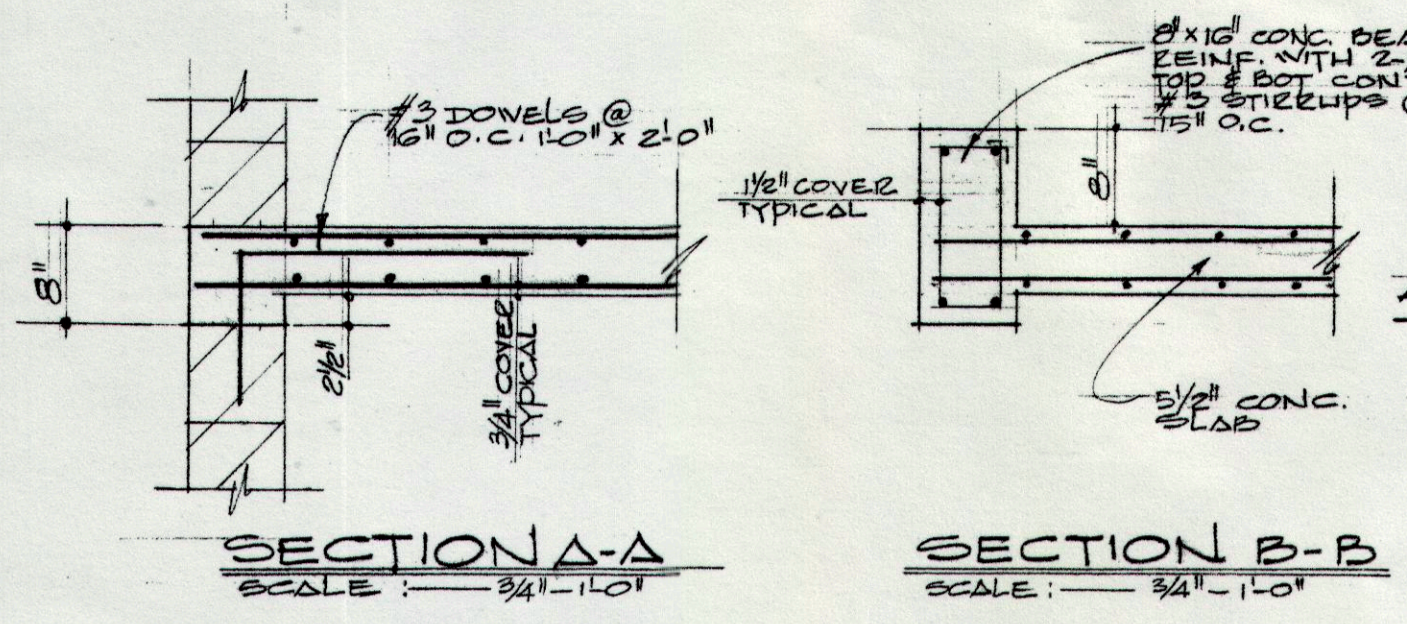
SECTION CHANGE ROOM BEAM
SCALE: 1/2" = 1'-0"



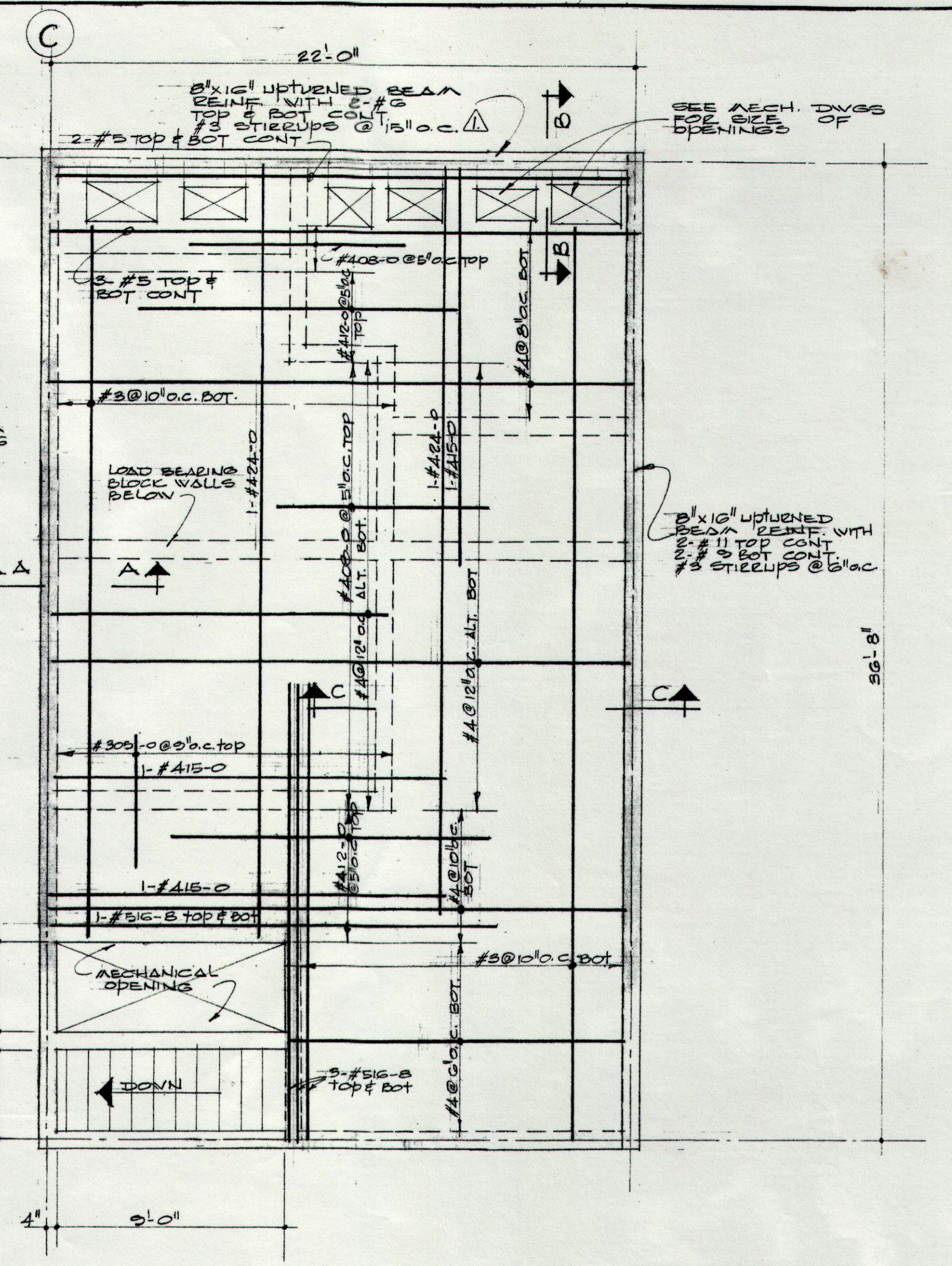
SECTION POOL BEAM
SCALE: 1/2" = 1'-0"



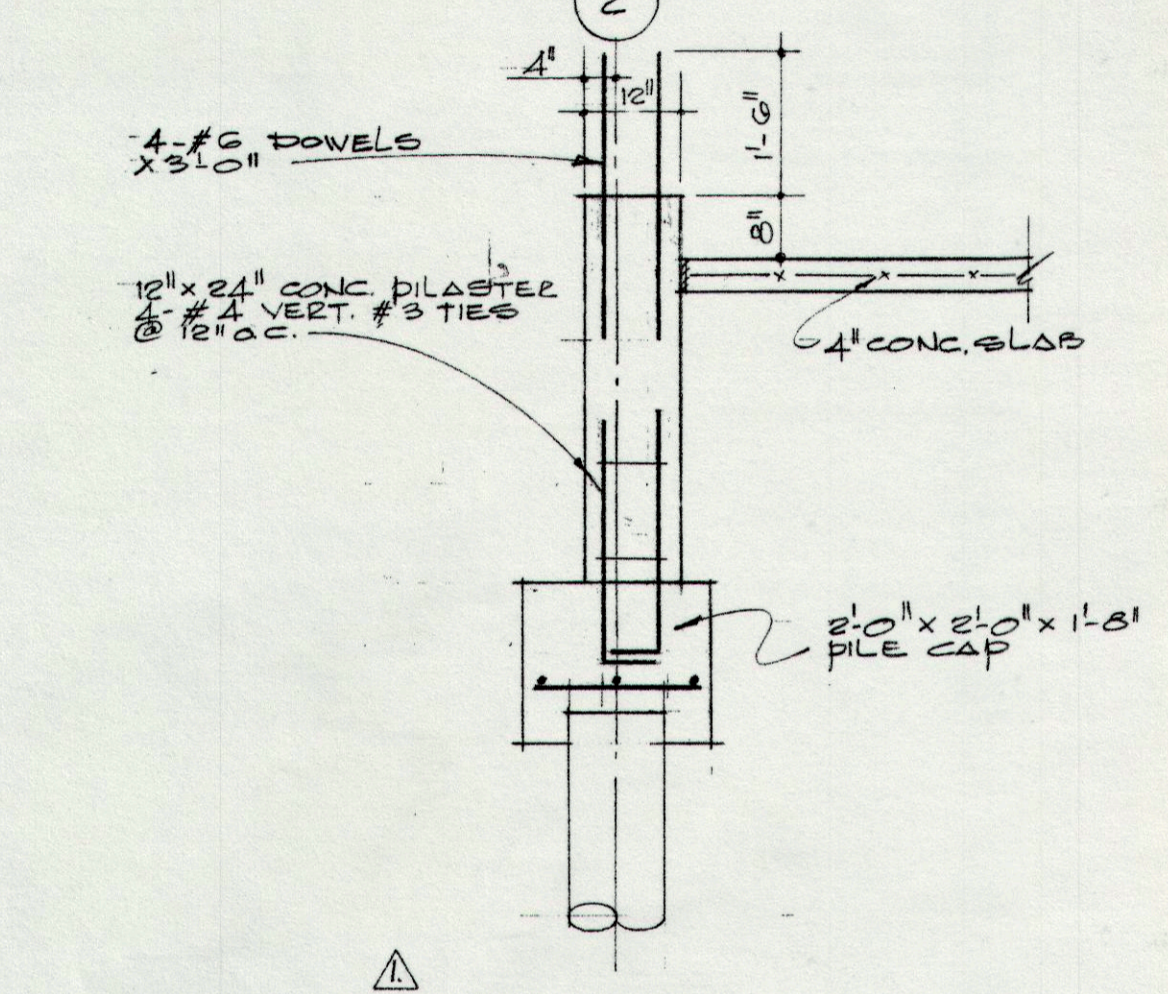
TOP BAR PLACING ORDER
BOTTOM BAR PLACING ORDER



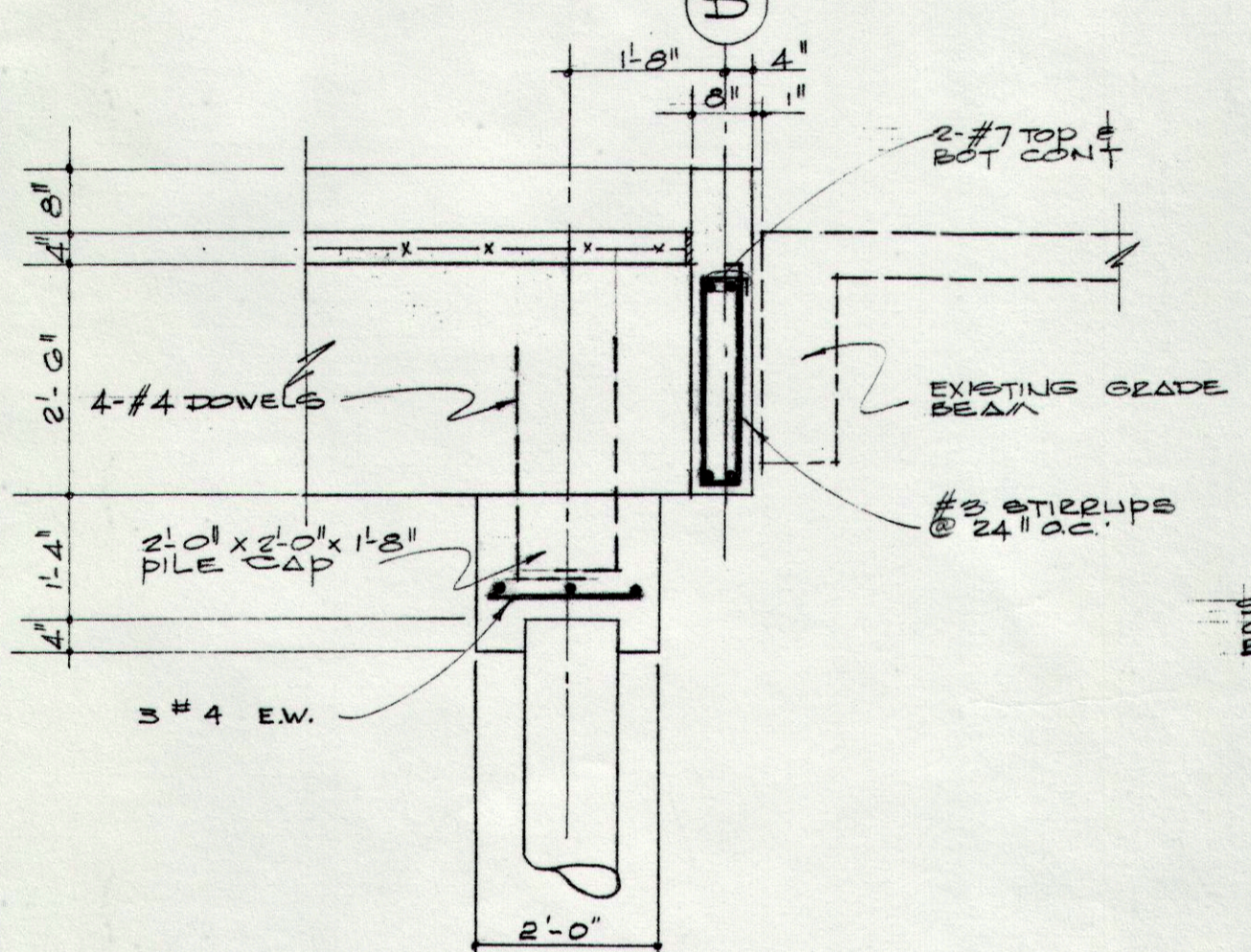
SECTION A-A SCALE: 3/4" = 1'-0"
SECTION B-B SCALE: 3/4" = 1'-0"



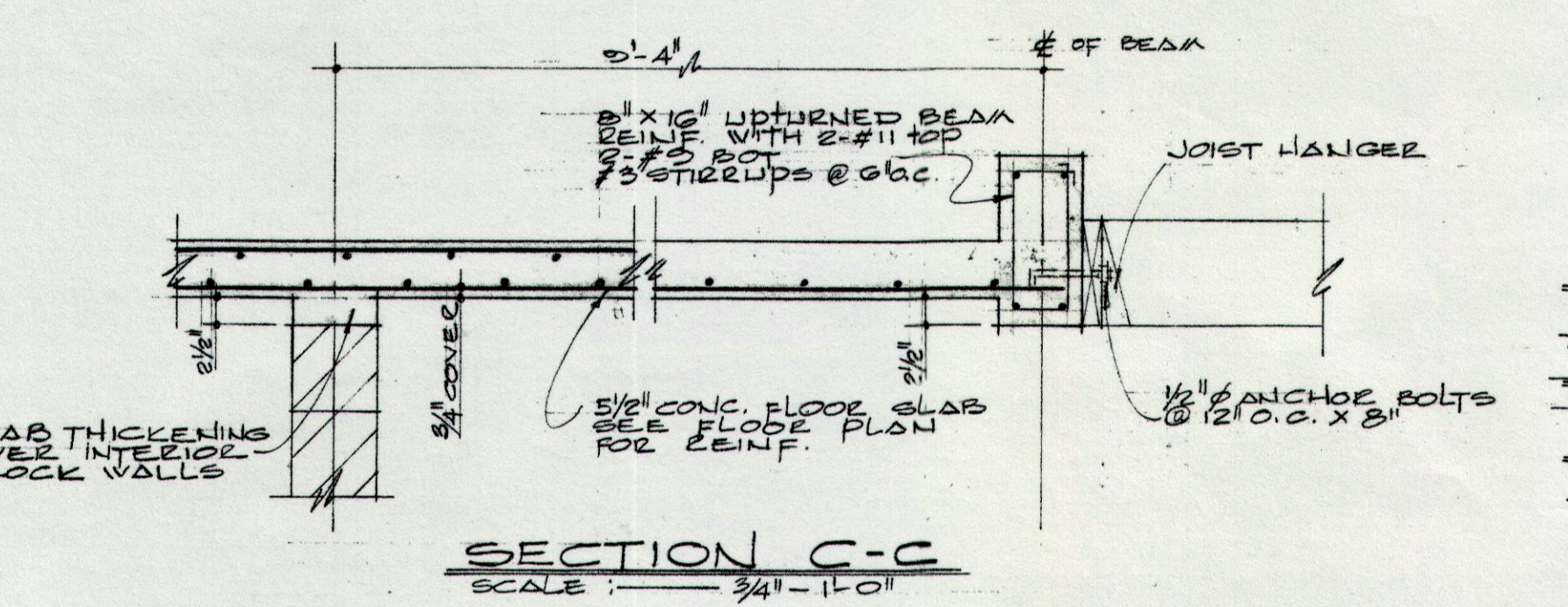
MECHANICAL ROOM - FLOOR SLAB
SCALE: 1/4" = 1'-0"
LIVE LOAD: 100 PSF
DEAD LOAD: 20 PSF
TOTAL DESIGN LOAD: 120 PSF



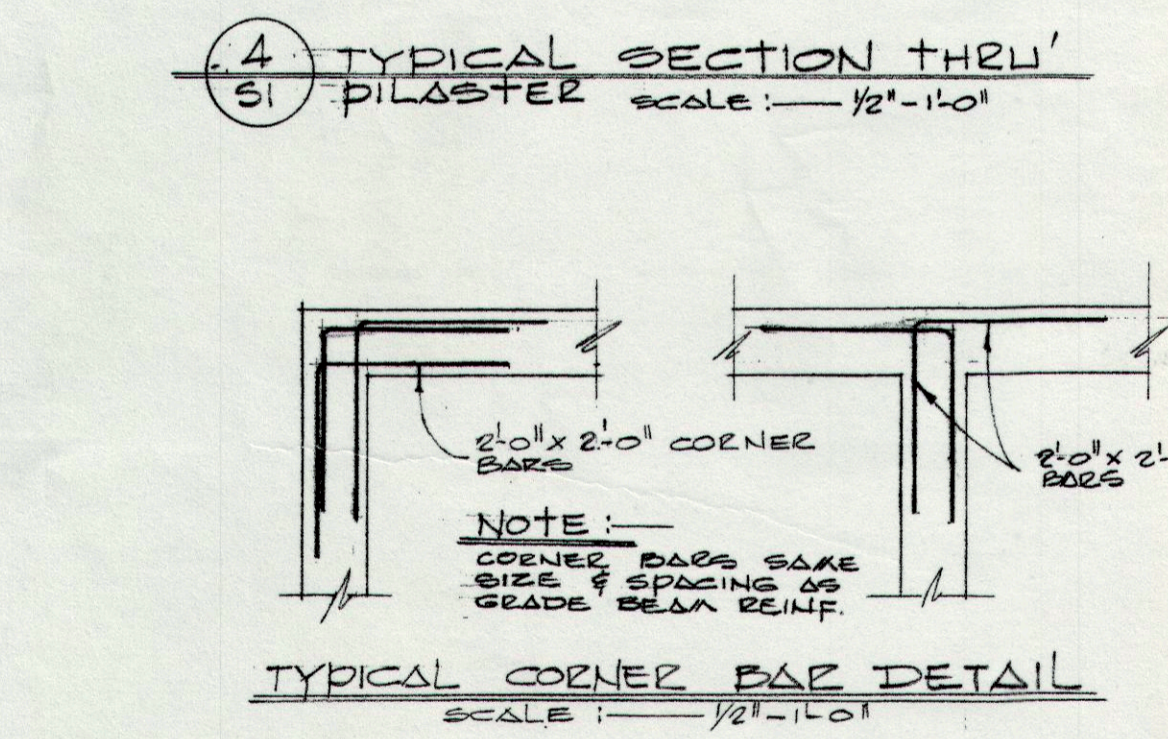
TYPICAL SECTION THRU PILASTER
SCALE: 1/2" = 1'-0"



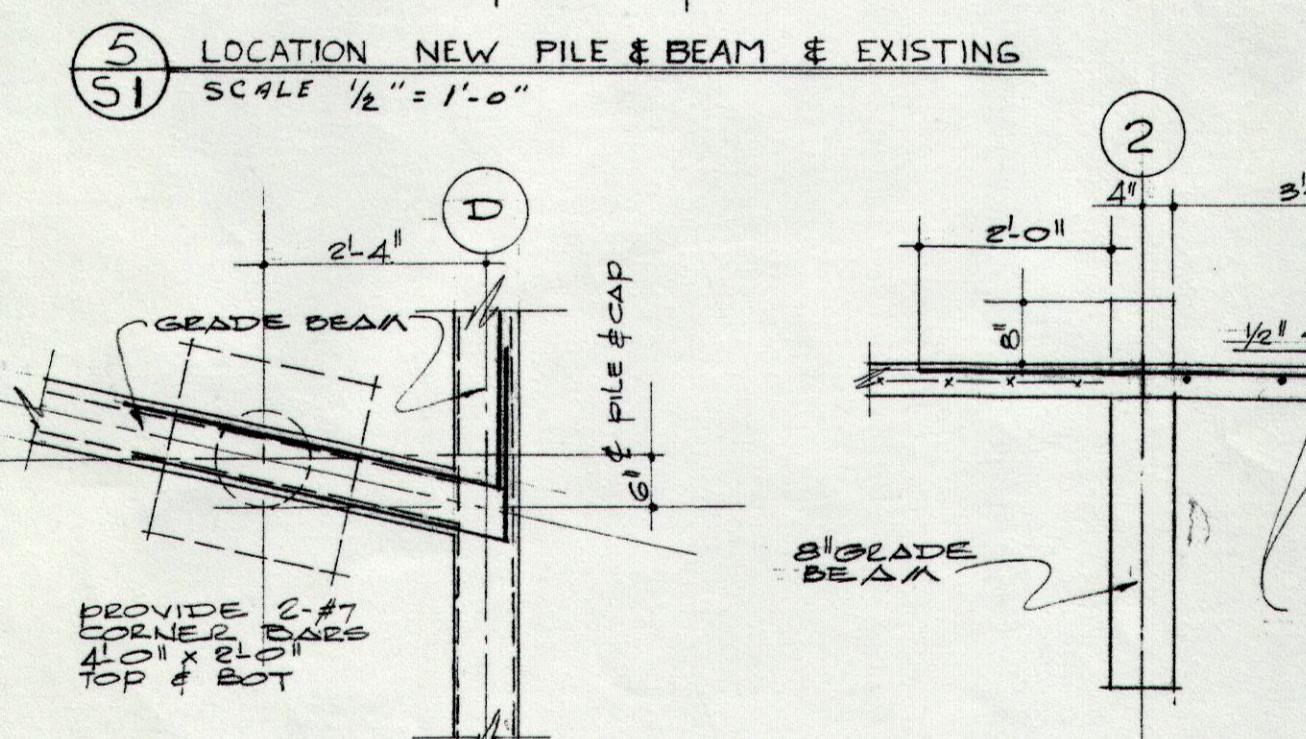
LOCATION NEW PILE & BEAM & EXISTING
SCALE: 1/2" = 1'-0"



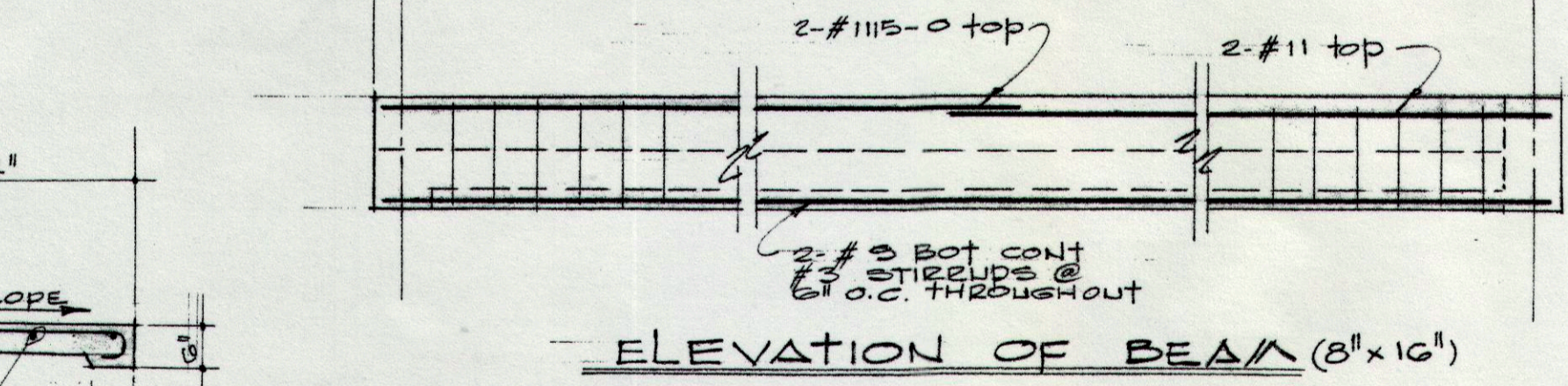
SECTION C-C
SCALE: 3/4" = 1'-0"



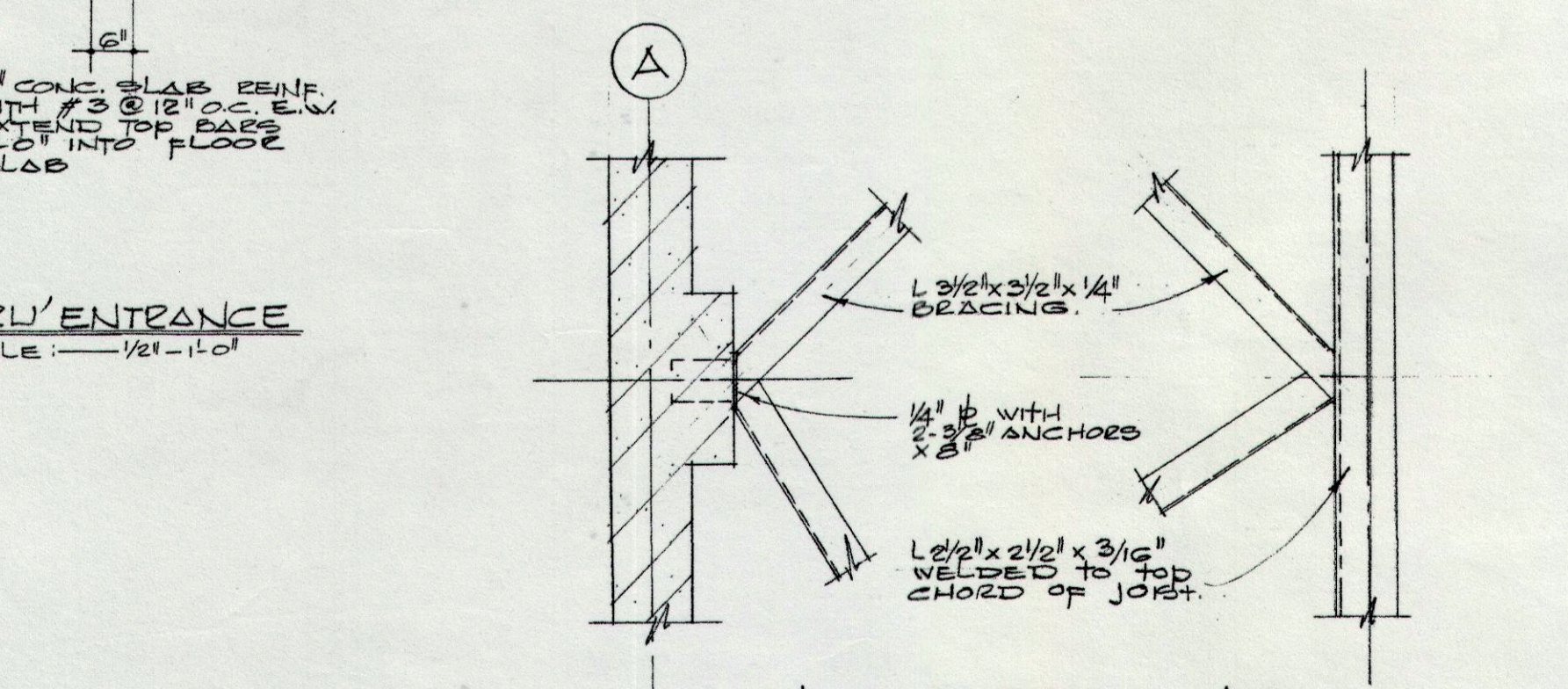
TYPICAL CORNER BAR DETAIL
SCALE: 1/2" = 1'-0"



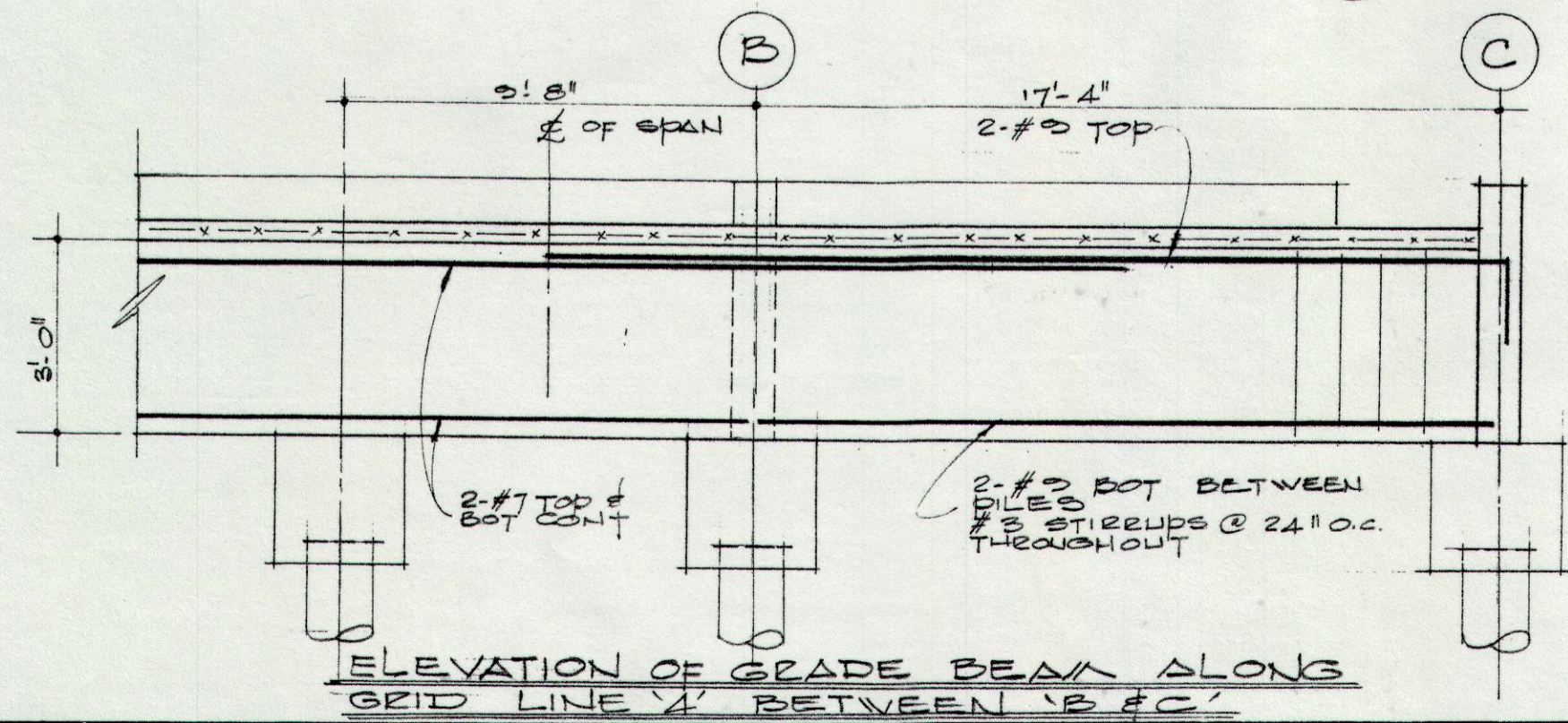
DETAIL (A)
SCALE: 1/2" = 1'-0"



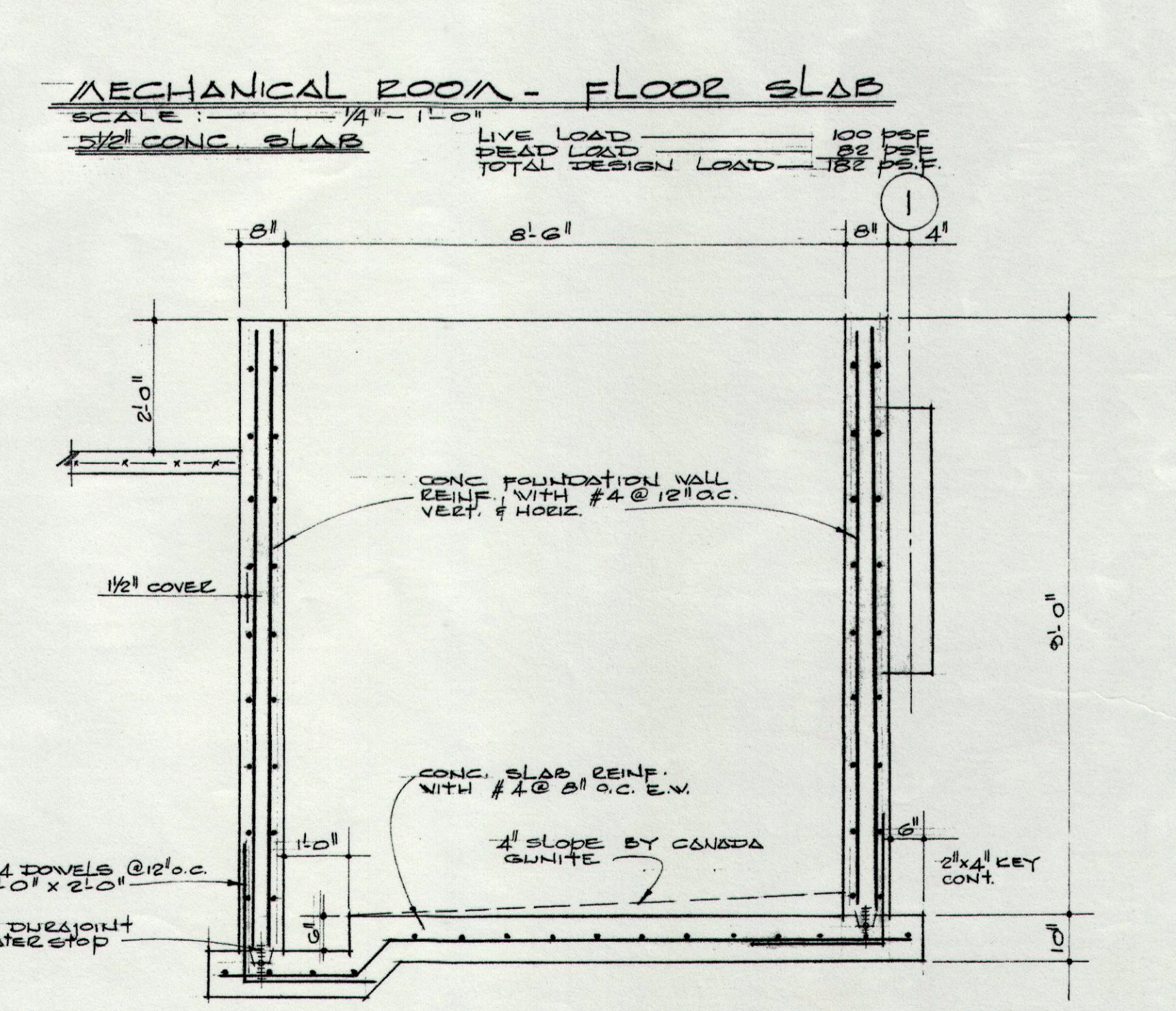
ELEVATION OF BEAM (8" x 16")



DETAILS OF BRACING CONNECTION
SCALE: 3/4" = 1'-0"



ELEVATION OF GRADE BEAM ALONG GRID LINE A BETWEEN B & C



SECTION THRU FILTER TANK
SCALE: 1/2" = 1'-0"

ISSUE	DATE	REMARKS	NO.	REVISION	DATE	BY	APPROVED
1	12/11/75	FOR TENDER.	1	ADDED BEAM AT MECH. FLOOR			
2	10/2/76	FOR REV.#1 & CONOT.	2	ADDED SECTIONS A & G & DETAILS OF BRACING CONNECTION.	10/2/76	E.N.	

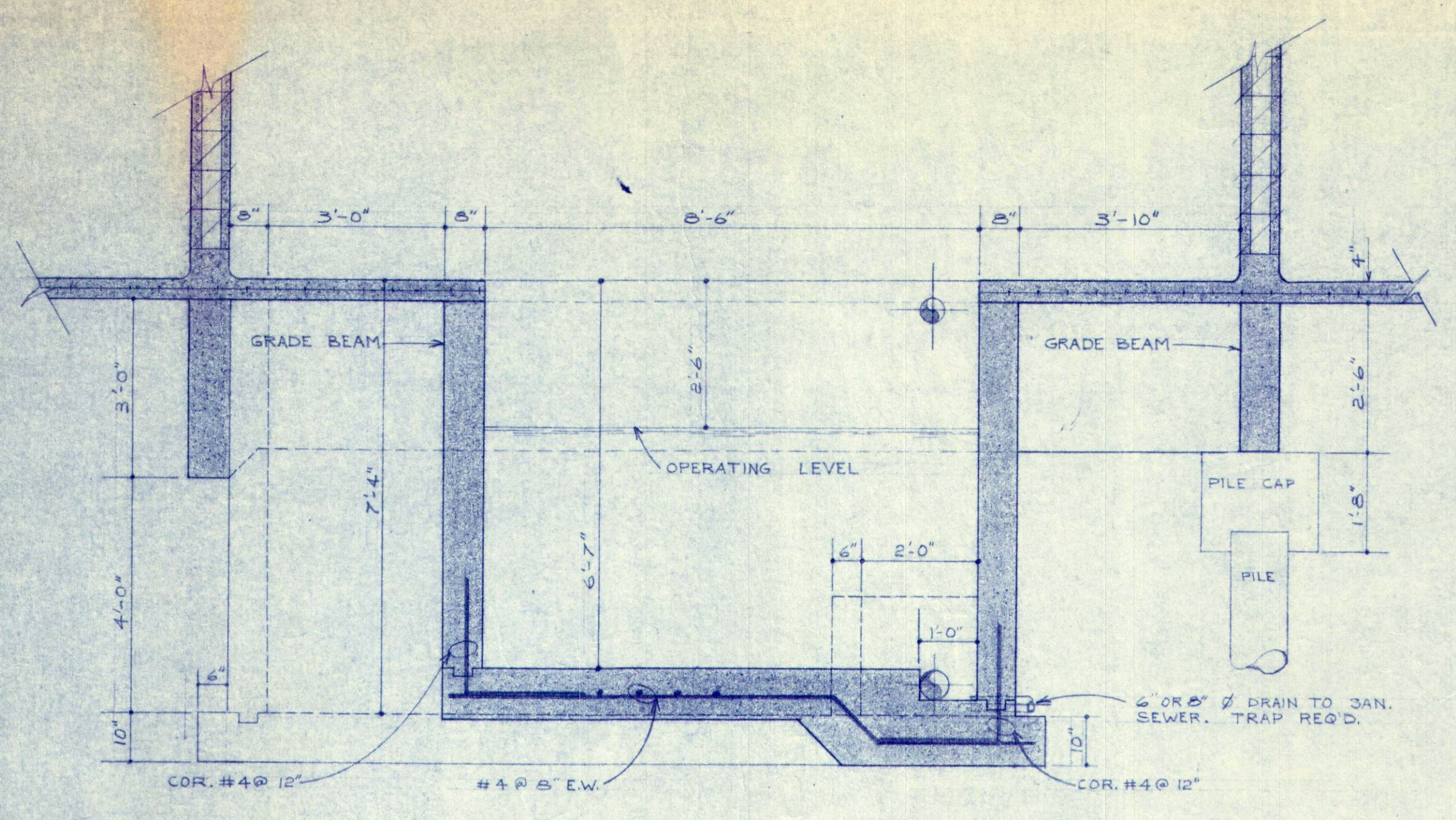
UNDERWOOD McLELLAN & ASSOCIATES LIMITED
CONSULTING ENGINEERS - TOWN PLANNERS
BRITISH COLUMBIA • ALBERTA • SASKATCHEWAN • MANITOBA • ONTARIO

DRAWN: T.T.
CHECKED: H.D.C.
DESIGN: H.D.R.
TRACED:
SCALE: NOTED

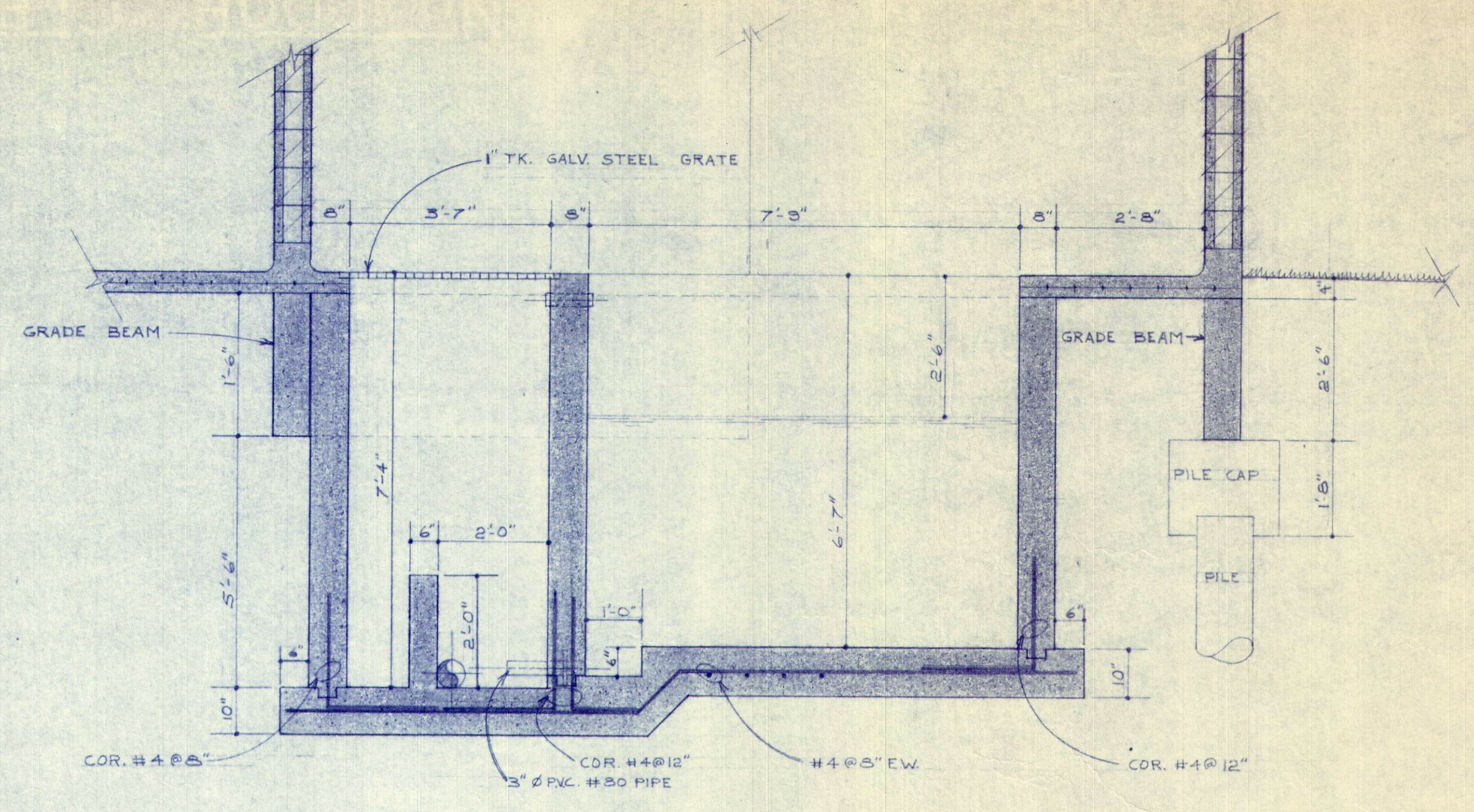
CITY OF DRUMHELLER
SWIMMING POOL
PILE & BEAM SECTIONS

DATE: JOB: 2113-223-116
SHEET: DRAWING: S-3
ISSUE: 2

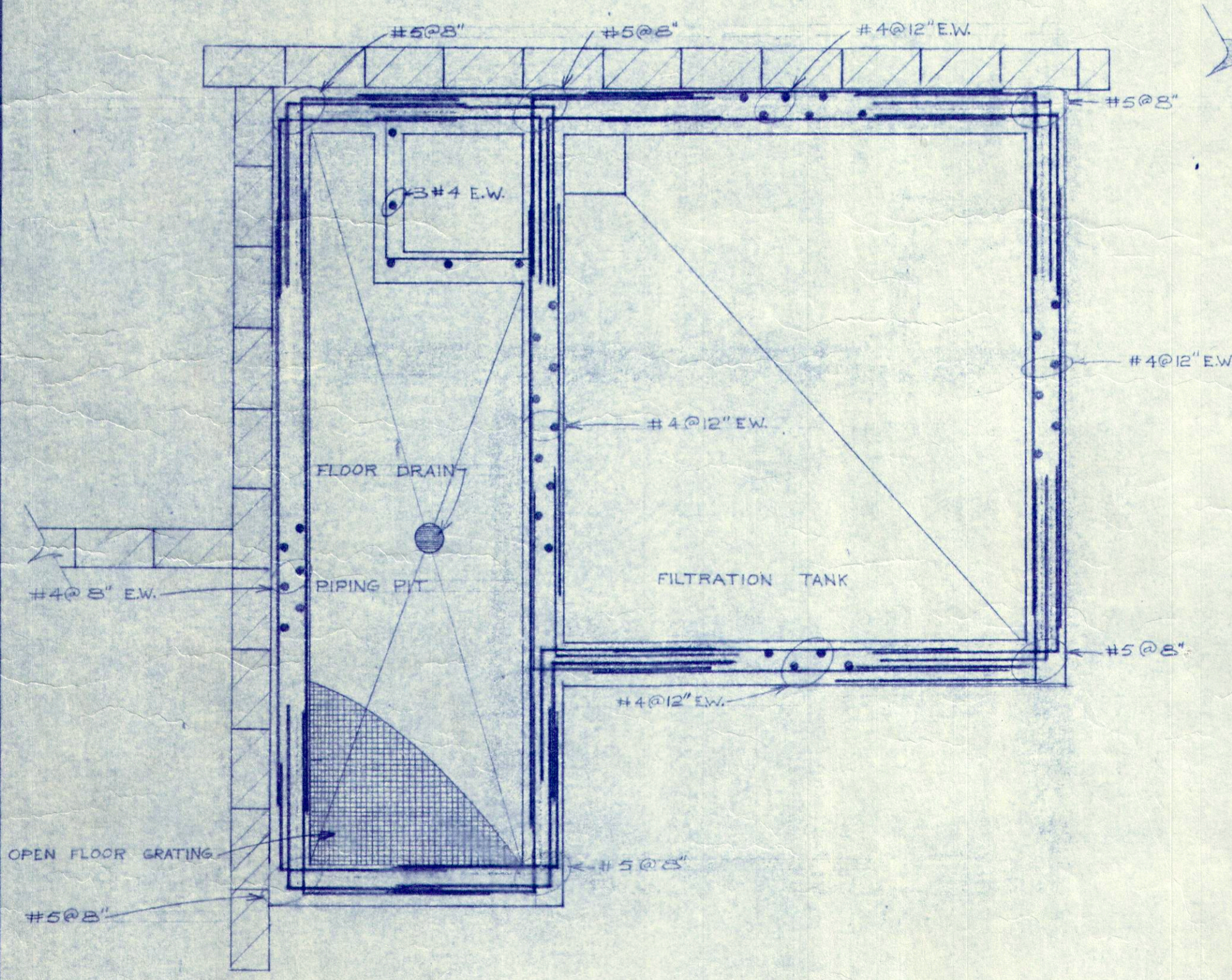
MICROFILMED



1 SECTION FILTRATION ROOM
SCALE 1/2"=1'-0"



2 SECTION FILTRATION ROOM
SCALE 1/2"=1'-0"



SECTION DECK TO POOL
SCALE 1"=1'-0"

PRELIMINARY
NOT FOR CONSTRUCTION

ISSUE	DATE	REMARKS	NO.	REVISION	DATE	BY	APPROVED

UNDERWOOD McLELLAN & ASSOCIATES LIMITED

CONSULTING ENGINEERS - TOWN PLANNERS

BRITISH COLUMBIA • ALBERTA • SASKATCHEWAN • MANITOBA • ONTARIO

DRAWN: T.T.
CHECKED:
DESIGN:
TRACED:
SCALE: NOTED

CITY OF DRUMHELLER

SWIMMING POOL

FILTRATION & DECK SECTIONS

DATE:

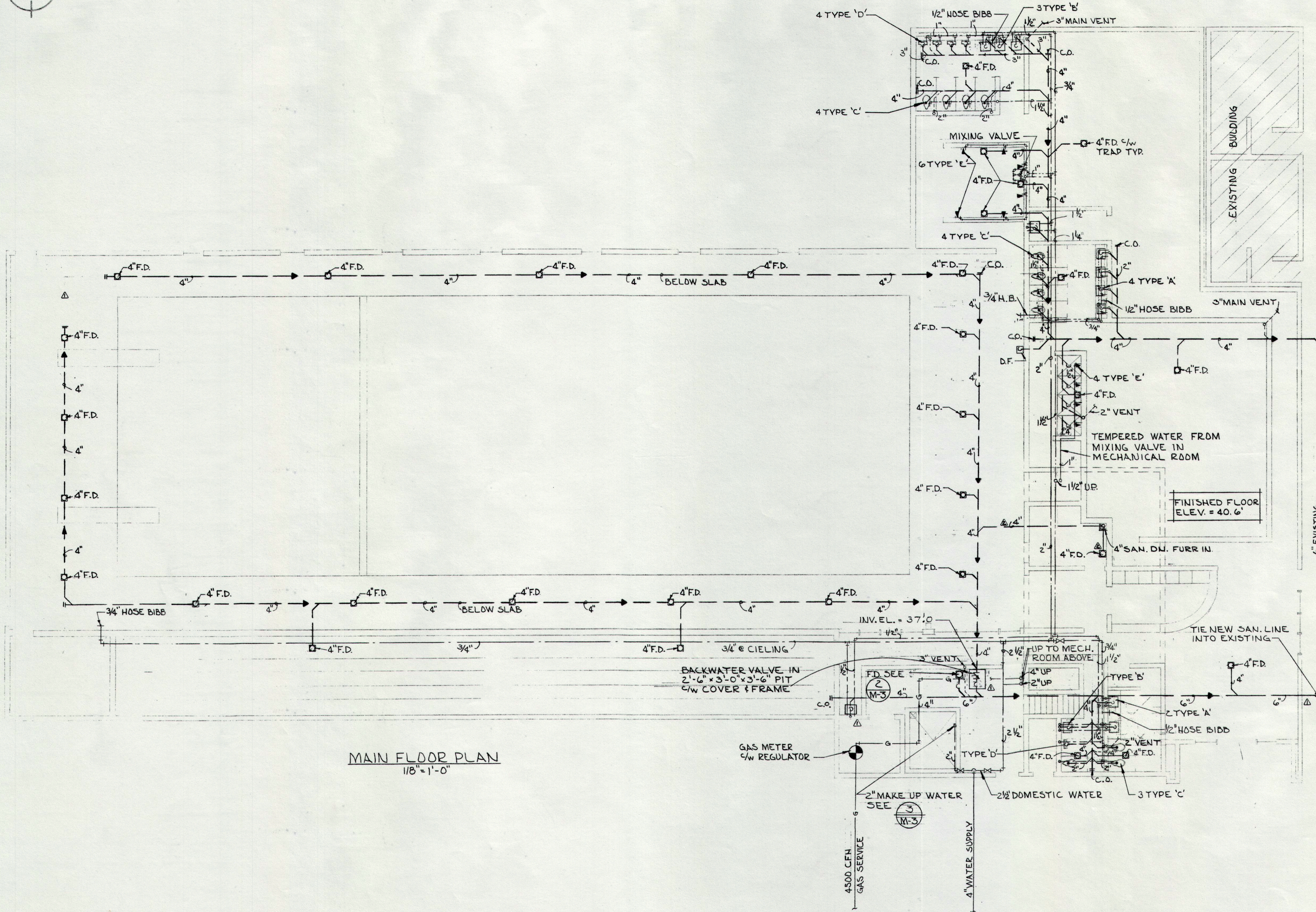
JOB: 2113-223-116

SHEET:

DRAWING:

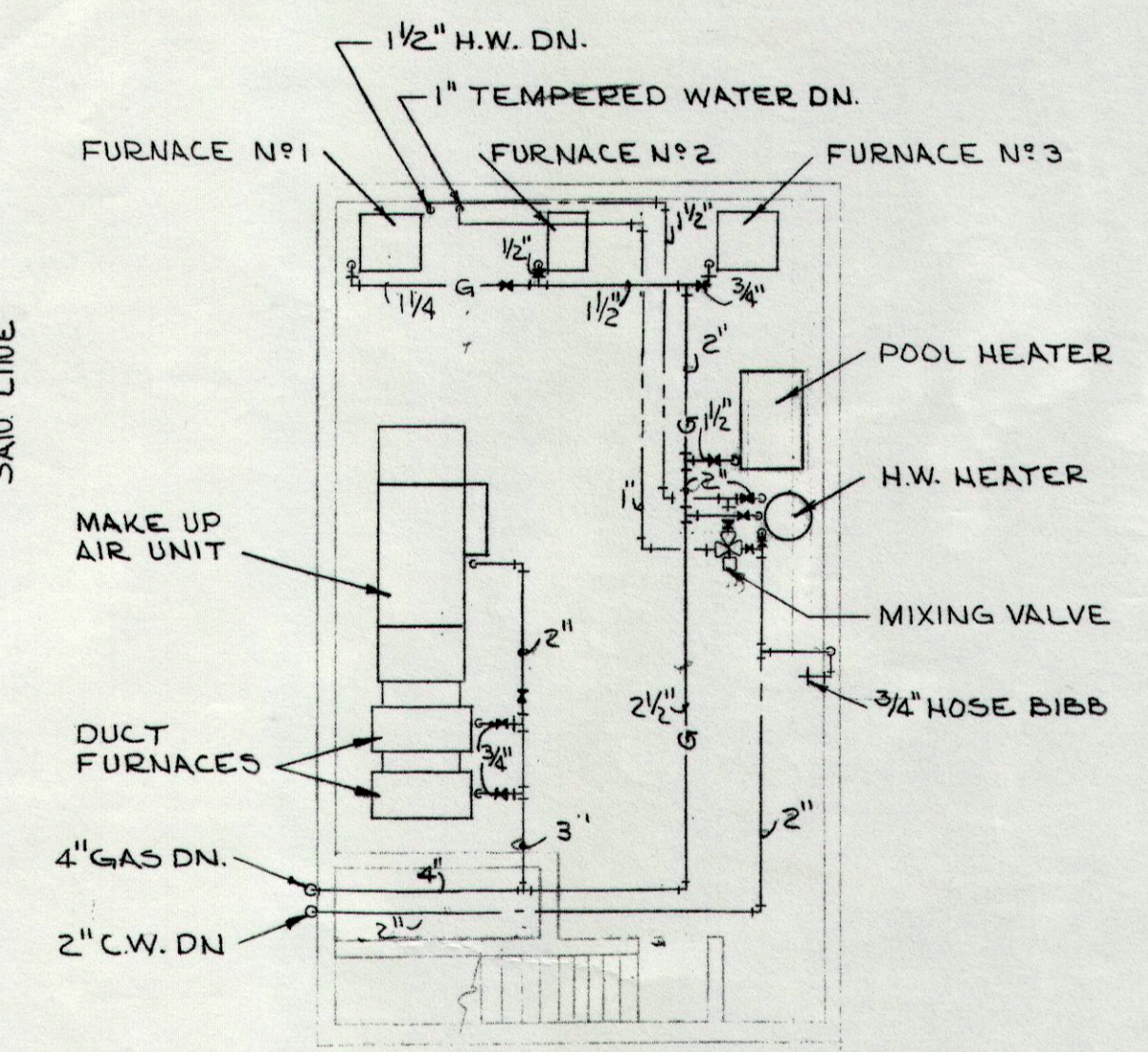
S4

ISSUE:




MAIN FLOOR PLAN
1/8" = 1'-0"

NOTE:
ALL COLD WATER LINES IN FIRRED SPACE TO BE INSULATED



MECHANICAL RM. PLAN
1/8" = 1'-0"

ISSUE	DATE	REMARKS	NO.	REVISION	DATE	BY
1	MAR 5 1975		1	BACKWATER VALVE, PIT & COVER GAS & C.W. IN MECH. RM. POOL & PUBLIC WASHROOM SAN POOL MECH. RM. FD MAKE UP LINE FLOOR DRAIN ADDED TO MECH ROOM & SAN LINE		
2	MAY 8 1975	FOR REV	2		5/3/75	E.S.
			3		6/5/75	E.S.



UNDERWOOD McLELLAN & ASSOCIATES LIMITED
CONSULTING ENGINEERS - TOWN PLANNERS
BRITISH COLUMBIA • ALBERTA • SASKATCHEWAN • MANITOBA • ONTARIO

DRAWN: E.B.
CHECKED: J.D.
DESIGN: J.D.
TRACED:
SCALE: 1/8" = 1'-0"

CITY OF DRUMHELLER, ALBERTA
SWIMMING POOL
PLUMBING LAYOUT
DATE: JAN/75
JOB: 2113-223-116
SHEET: 2 of 3
DRAWING: M-2
ISSUE: 2

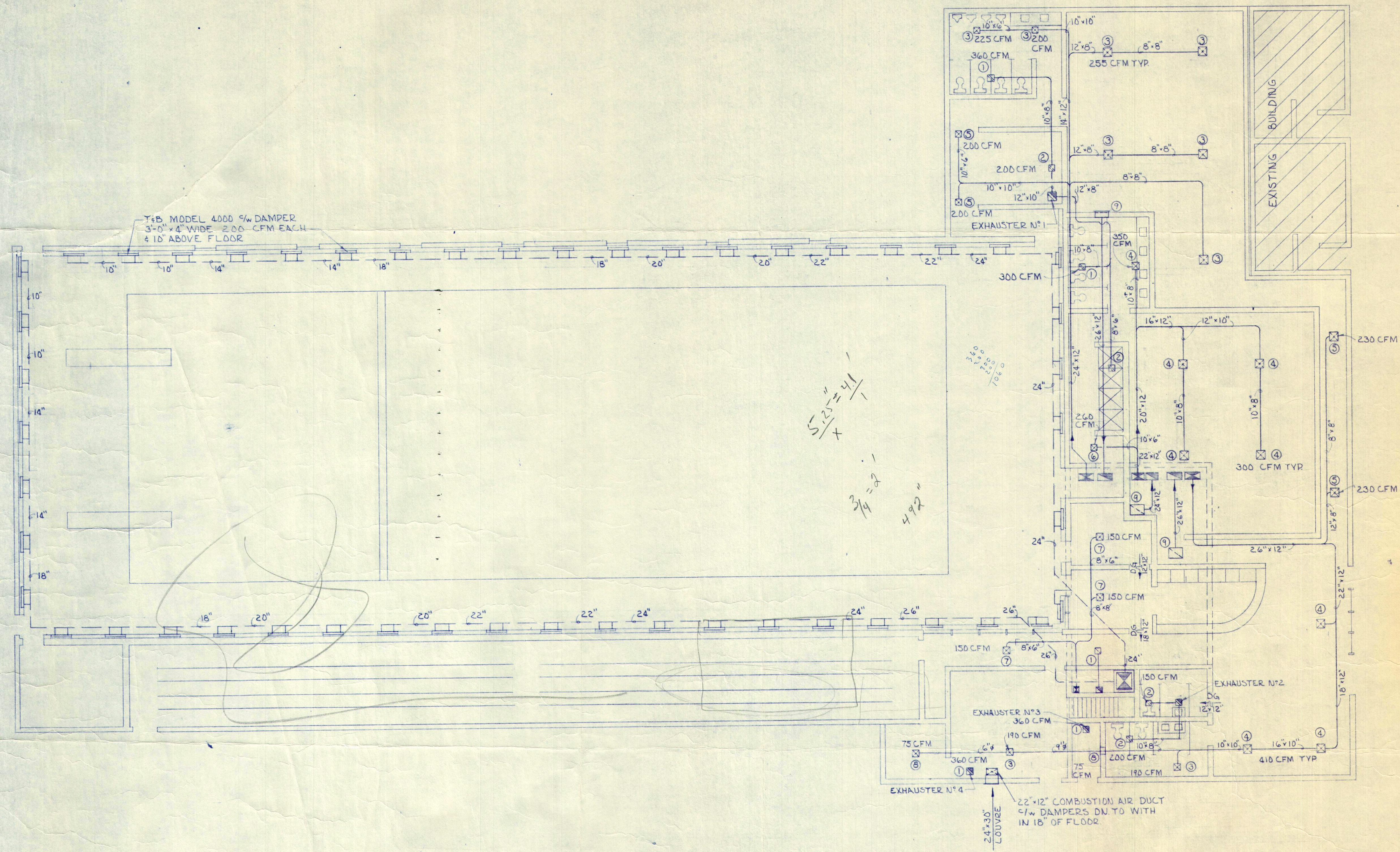
MICROFILMED

MICROFILMED

GRILLE SCHEDULE

MARK	MANF.	MODEL	SIZE	REMARK
1	TUTTLE & BAILEY	CRE 508	12" x 12"	
2		CRE 508	12" x 6"	
3		A647	14" x 6"	
4		A647	14" x 8"	
5		A647	10" x 8"	
6		A647	12" x 8"	
7		A647	8" x 6"	
8		A647	10" x 4"	
9		T77DG		

ALL DOOR GRILLES T+B T980WF



NOTE:
 PROVIDE SPLITTER OR BALANCING DAMPERS AT EACH BRANCH TAKE OFF
 PROVIDE FIRE DAMPERS AS REQUIRED
 FOR EXHAUSTER DETAIL SEE STD M5-2-3

PRELIMINARY
 NOT FOR CONSTRUCTION

ISSUE	DATE	REMARKS	NO.	REVISION	DATE	BY	APPROVED

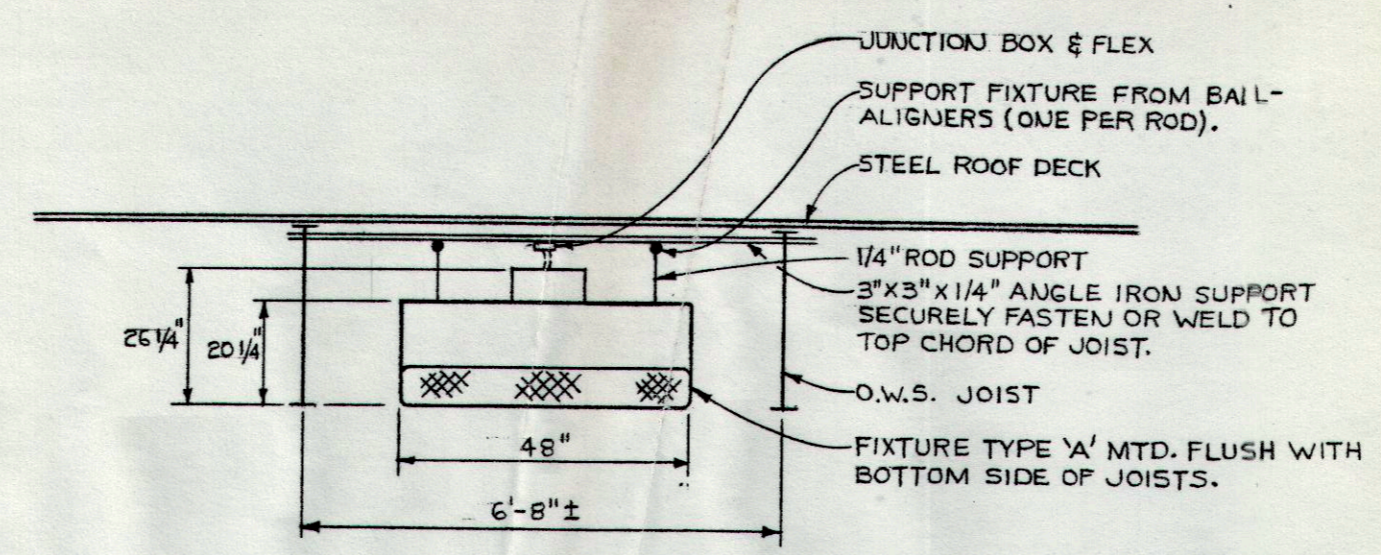
UNDERWOOD McLELLAN & ASSOCIATES LIMITED
 CONSULTING ENGINEERS - TOWN PLANNERS
 BRITISH COLUMBIA • ALBERTA • SASKATCHEWAN • MANITOBA • ONTARIO

DRAWN: E.B.
 CHECKED:
 DESIGN: J.O.
 TRACED:
 SCALE: AS NOTED

CITY OF DRUMHELLER, ALBERTA
 SWIMMING POOL
 HEATING & VENTILATION LAYOUT

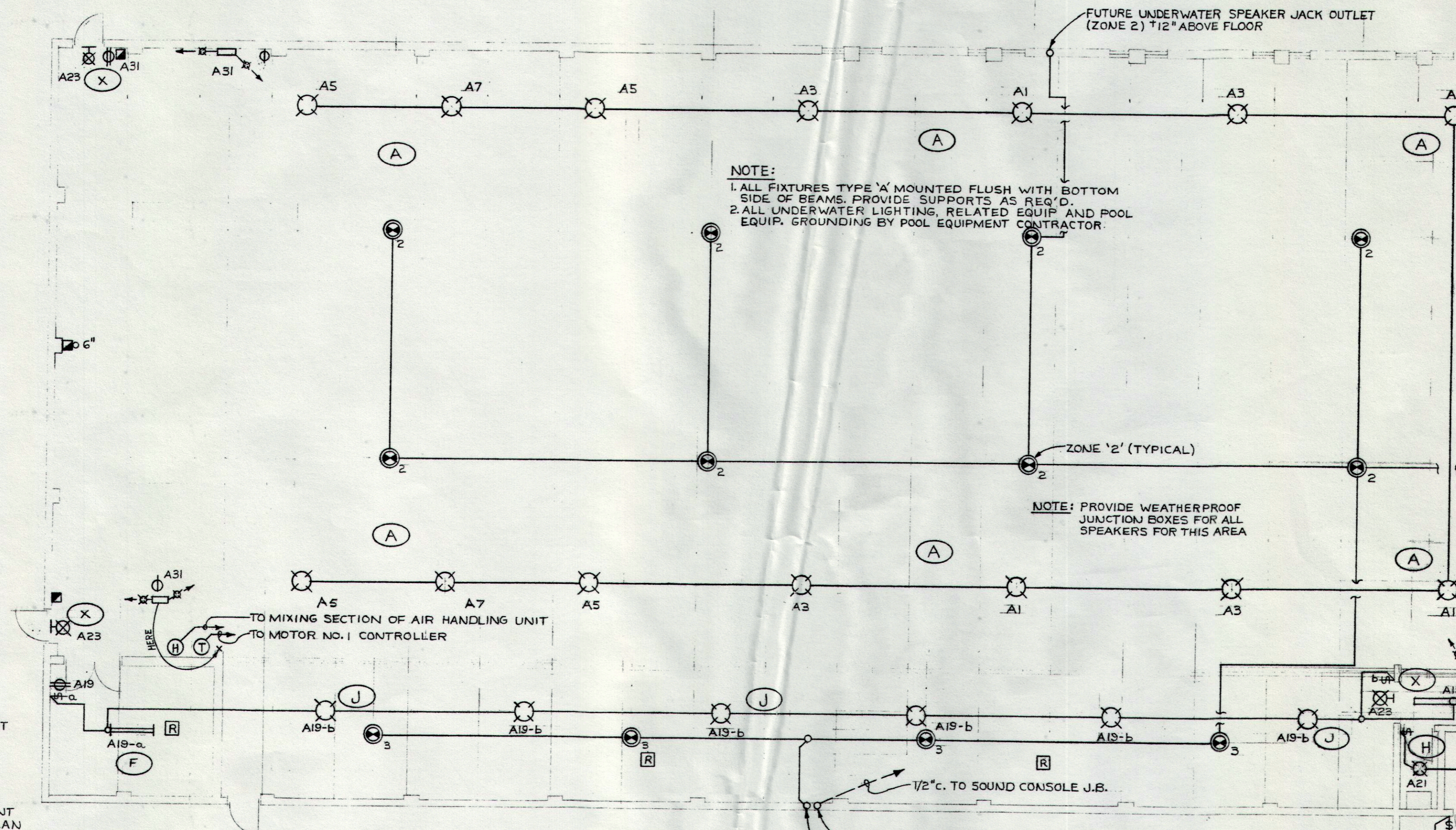
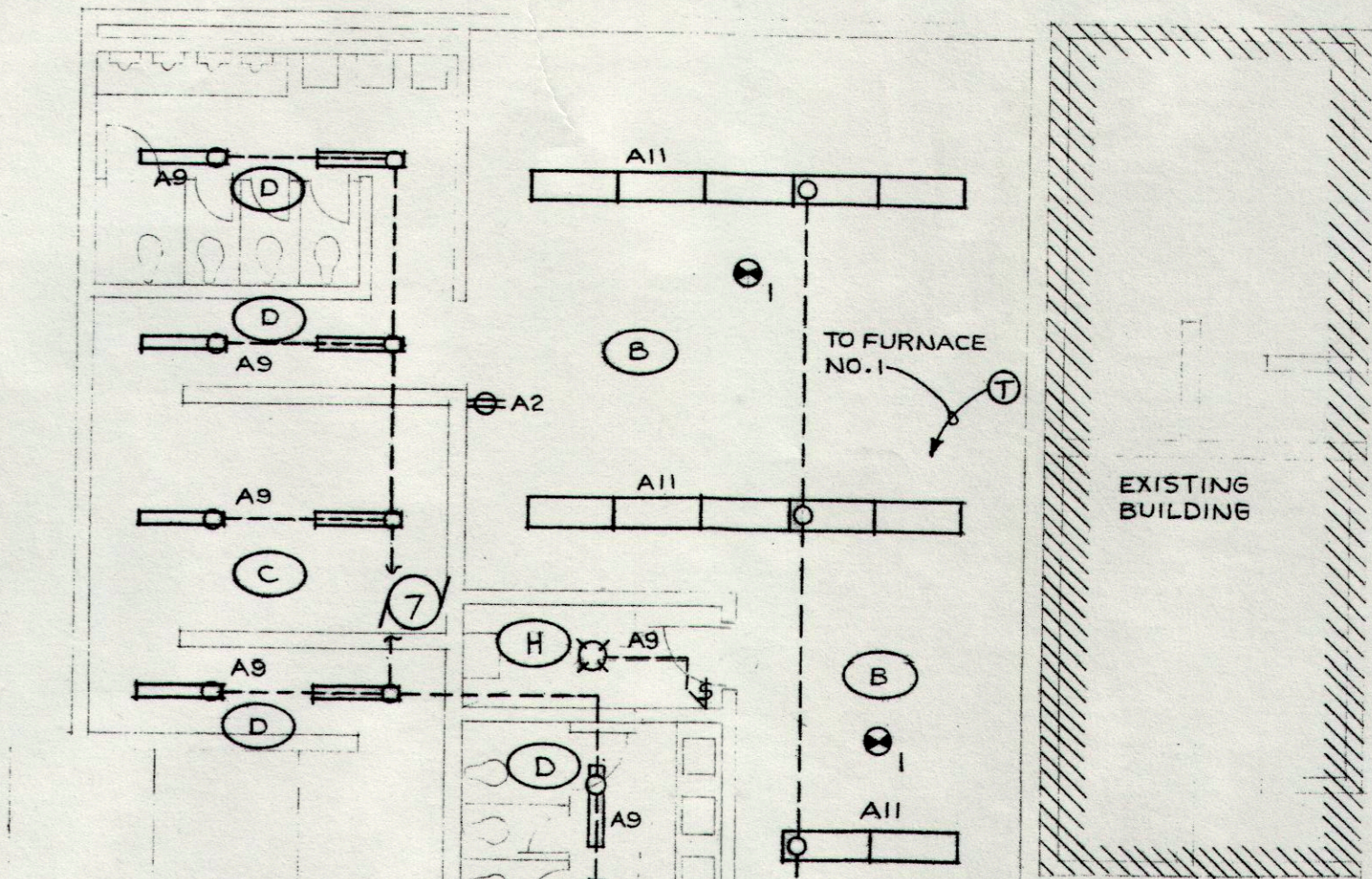
DATE: JAN/75
 JOB: 213-223-116
 SHEET:
 DRAWING: M-1
 ISSUE:

LEGEND	
	CONDUIT RUN DOWN
	CONDUIT RUN UP
	CONDUIT RUN EXPOSED OR IN GELING SPACE (conductor)
	CONDUIT CONCEALED W/O. FLOOR, SLAB, WALLS, ETC.
	MOTOR LOCATION (motor number three)
	THERMOSTAT LOCATION
	COMBINATION MAGNETIC STARTER
	MAGNETIC STARTER
	THERMAL MOTOR SWITCH WITH PILOT LIGHT
	MANUAL DISCONNECT
	PUSH BUTTON STATION
	START-STOP PUSH BUTTON CONTROL
	PANEL 'A', CIRCUIT 'S', SWITCH 's'
	TELEPHONE WALL OUTLET
	TELEPHONE OUTLET (floor mounted)
	ROOM NUMBER (24)
	SURFACE MOUNTED SPEAKER LOCATION
	FIRE ALARM MANUAL STATION
	FIRE ALARM BELL
	FIRE ALARM RATE OF RISE DETECTOR
	FIRE ALARM FIXED TEMPERATURE DETECTOR



NOTES:
THE ELECTRICAL CONTRACTOR SHALL BE COMPLETELY RESPONSIBLE FOR THE PROVISION AND THE INSTALLATION OF ALL SUPPORTS, FIXTURE, ETC.

TYPICAL FIXTURE TYPE 'A' MTG. ARR'MT
NTS

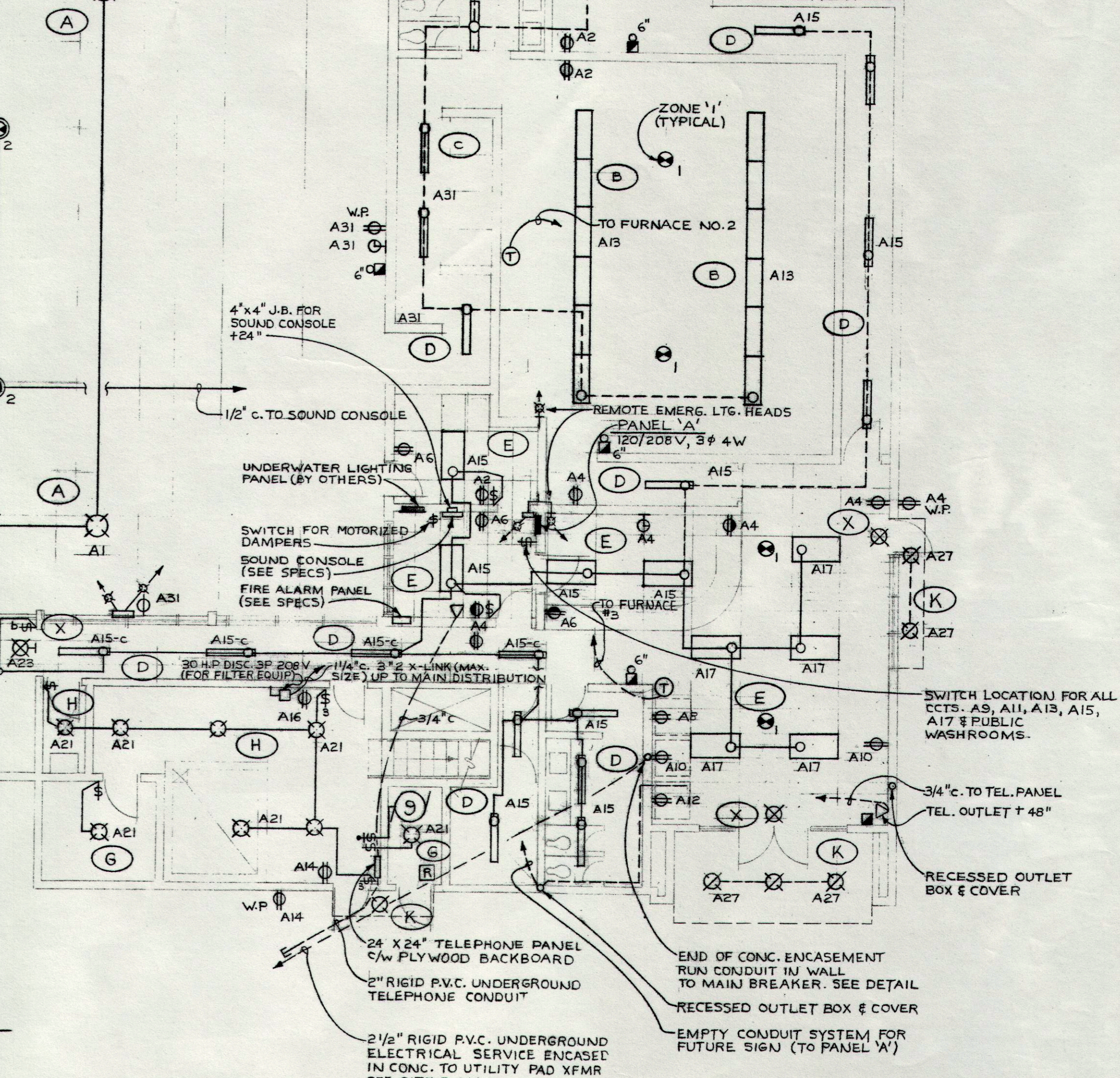


NOTE:
1. ALL FIXTURES TYPE 'A' MOUNTED FLUSH WITH BOTTOM SIDE OF BEAMS. PROVIDE SUPPORTS AS REQ'D.
2. ALL UNDERWATER LIGHTING, RELATED EQUIP AND POOL EQUIP. GROUNDING BY POOL EQUIPMENT CONTRACTOR.

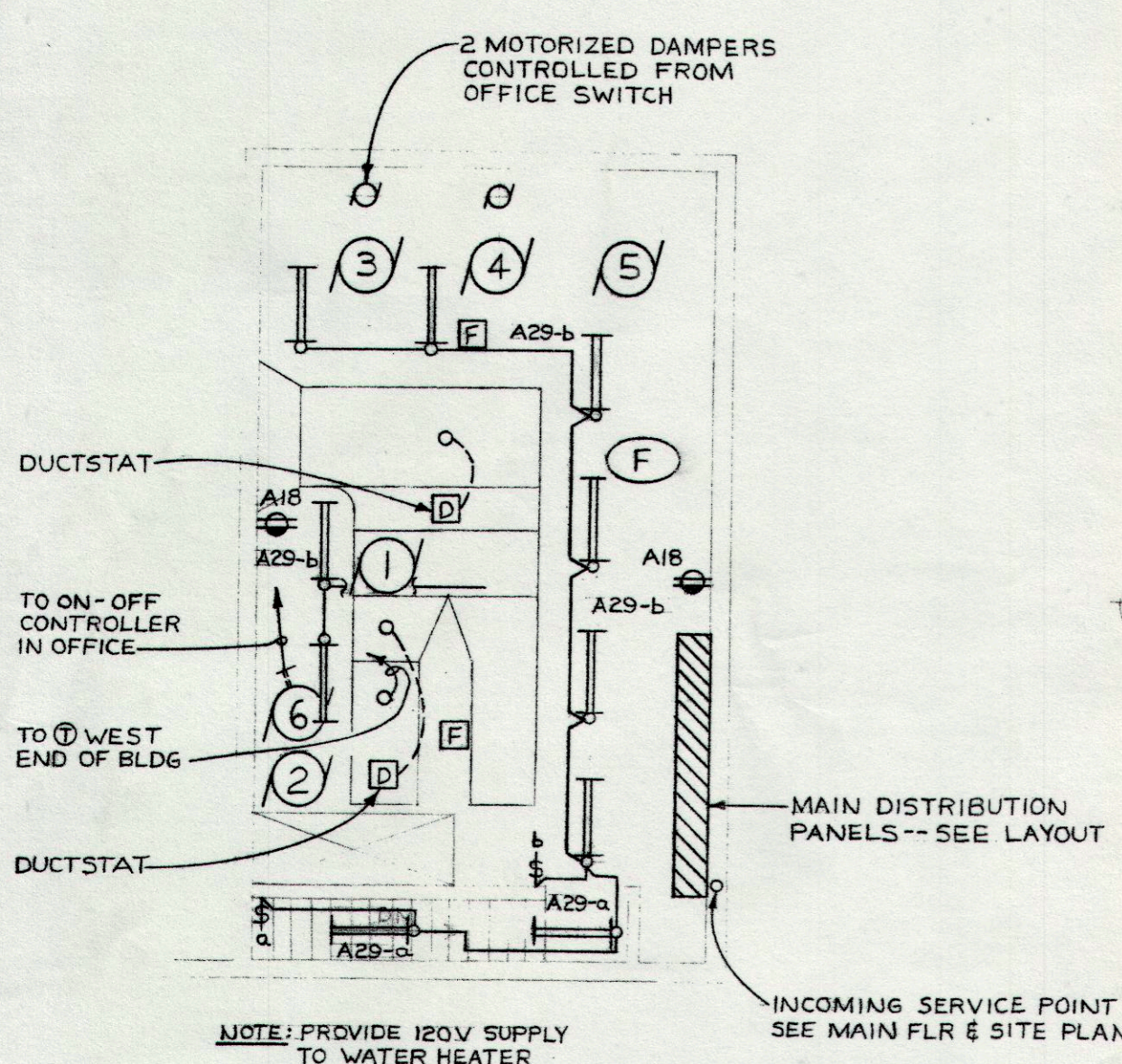
NOTE: PROVIDE WEATHERPROOF JUNCTION BOXES FOR ALL SPEAKERS FOR THIS AREA

FUTURE MIKE & AUXILIARY JACK OUTLET BOX (NO CABLE) +12" ABOVE FLOOR
FUTURE UNDERWATER SPEAKER JACK OUTLET BOX (ZONE 2) +12" ABOVE FLOOR

MAIN FLOOR ELECTRICAL LAYOUT
SCALE: 1/8" = 1'-0"



NOTES: 1. ALL CANOPY LIGHTING CIRCUIT A27 SHALL BE CONTROLLED PER TIME SWITCH CONTROL SCHEMATIC. CONNECT AS REQ'D.
2. ELECTRICAL EQUIPMENT LOCATIONS SHOWN IN MECHANICAL AND POOL EQUIPMENT ROOM MAY VARY SLIGHTLY. CO-ORDINATE WITH OTHER TRADES TO HAVE A GOOD FINAL LAYOUT.




MECH ROOM LAYOUT
SCALE: 1/8" = 1'-0"

PANEL A SCHEDULE											
Location	Main Distribution	Cabinet Entry Top			Bus			Phase 3			
Feeder		Mounting	Recessed	Volts	120/208	Wire	4				
DESCRIPTION	Load Watts	Trip Amps	Bkr. No.	Bus A B C	Bkr. No.	Trip Amps	Load Watts	DESCRIPTION			
Pool Lighting	3600	40	1	2	15	Receptacles					
Pool Lighting	3600	40	3	4	15	Receptacles					
Pool Lighting	3600	40	5	6	15	Receptacles					
Pool Lighting	1800	20	7	8	15	Receptacles					
Lighting	700	15	9	10	15	Receptacles					
Lighting	1200	15	11	12	15	Receptacles					
Lighting	1200	15	13	14	15	Receptacles					
Lighting	1300	15	15	16	15	Receptacles					
Lighting	1000	15	17	18	15	Receptacles					
Lighting	1350	15	19	20	15	Motor # 6					
Lighting	1300	15	21	22	15	Motor # 7					
Exit Lighting	15	23	24	15	Motor # 8						
Sound System	15	25	26	15	Motor # 9						
Canopy Lighting	900	15	27	28	15	Motor # 10					
Mech. Room Lighting	1000	15	29	30	Space						
Ground Fault Int. for Pool Plugs	15	31	32	Space							
Lighting	700	15	33	34	Space						
Space	15	35	36	Space							
Space	15	37	38	Space							
Space	15	39	40	Space							
Space	15	41	42	Space							

THIS BREAKER IS A CLASS 'A' TYPE GROUND FAULT CIRCUIT INTERRUPTER

THE ASSOCIATION OF PROFESSIONAL ENGINEERS OF ALBERTA
PERMIT NUMBER P329
UNDERWOOD McLELLAN & ASSOCIATES LIMITED

ISSUE	DATE	REMARKS	NO.	REVISION	DATE	BY
1	22/2/75	FOR CONSTRUCTION				



UNDERWOOD McLELLAN & ASSOCIATES LIMITED
CONSULTING ENGINEERS - TOWN PLANNERS
BRITISH COLUMBIA • ALBERTA • SASKATCHEWAN • MANITOBA • ONTARIO

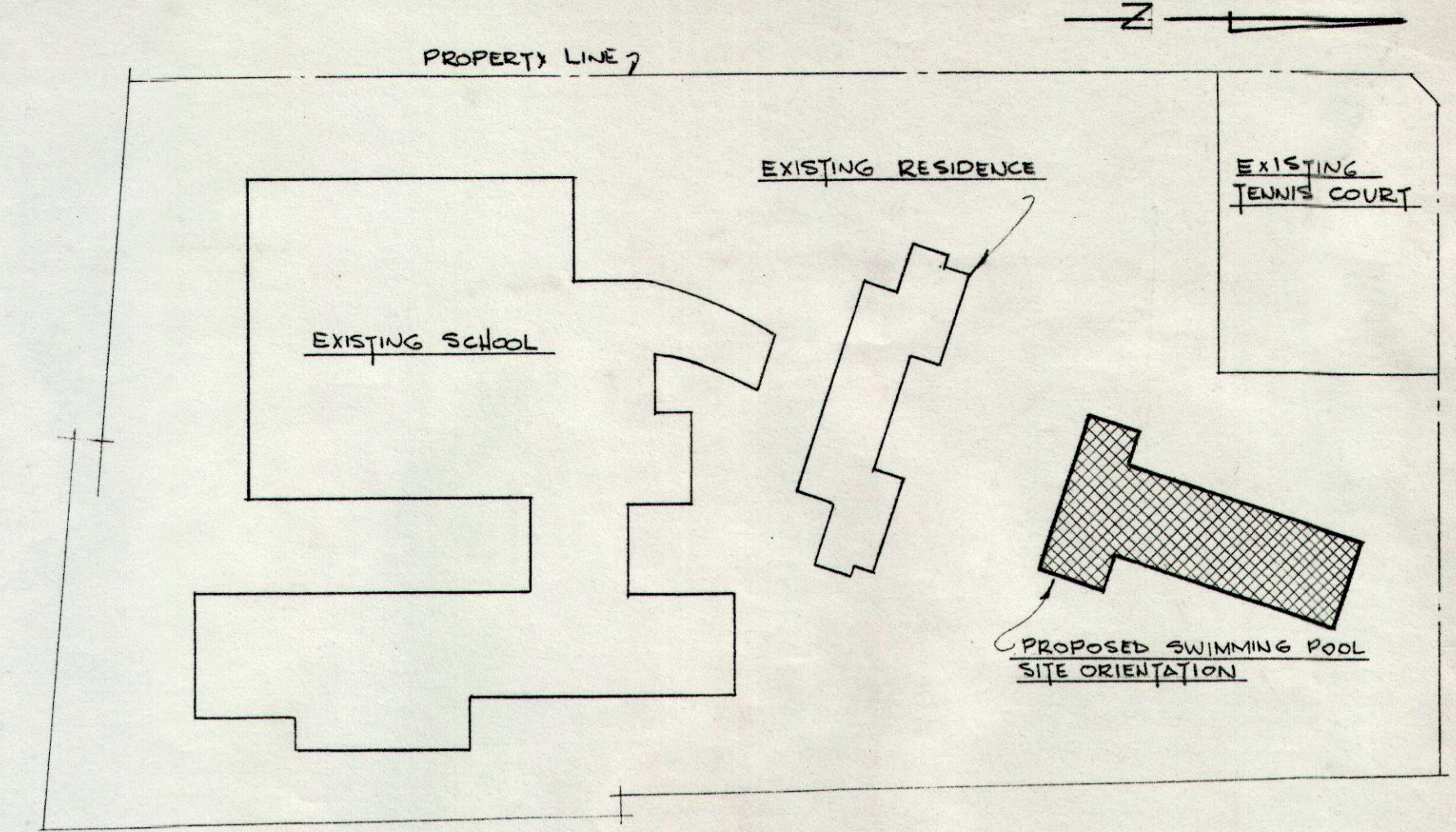
DRAWN: GBM, GEC
CHECKED: AHJ
DESIGN: RAH
TRACED:
SCALE:
AS NOTED

CITY OF DRUMHELLER
SWIMMING POOL
ELECTRICAL FLOOR PLANS

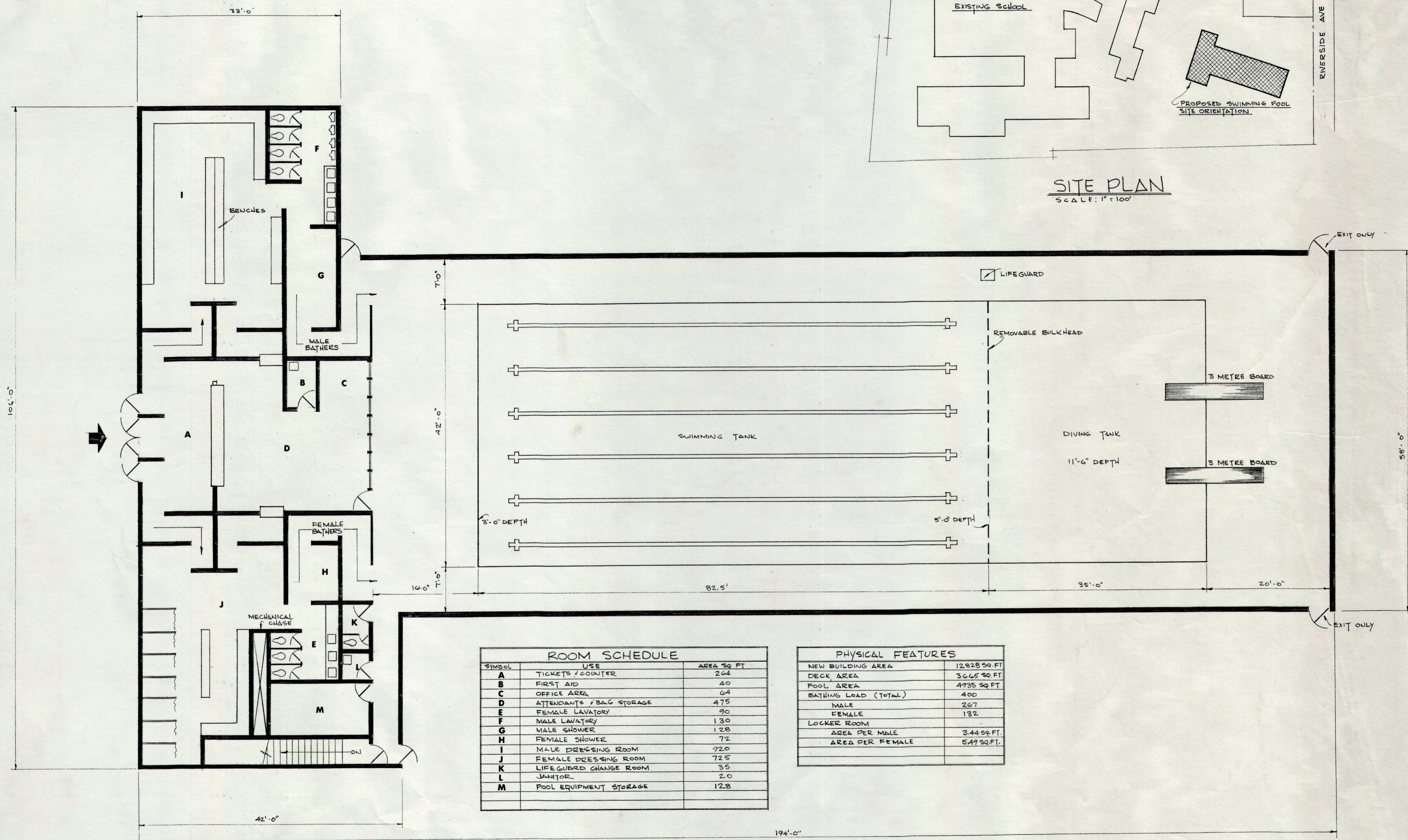
DATE: JAN 10/75
JOB: 2113 223 116
SHEET:
DRAWING: E1
ISSUE: 1

MICROFILMED

MICROFILMED



SITE PLAN
SCALE: 1" = 100'



ROOM SCHEDULE		
SYMBOL	USE	AREA SQ. FT.
A	TICKETS / COUNTER	264
B	FIRST AID	40
C	OFFICE AREA	64
D	ATTENDANTS / BAG STORAGE	475
E	FEMALE LAVATORY	90
F	MALE LAVATORY	130
G	MALE SHOWER	128
H	FEMALE SHOWER	72
I	MALE DRESSING ROOM	920
J	FEMALE DRESSING ROOM	725
K	LIFEGUARD CHANGE ROOM	35
L	JANITOR	20
M	POOL EQUIPMENT STORAGE	128

PHYSICAL FEATURES	
NEW BUILDING AREA	12828 SQ. FT.
DECK AREA	3665 SQ. FT.
POOL AREA	4935 SQ. FT.
BATHING LOAD (TOTAL)	400
MALE	267
FEMALE	132
LOCKER ROOM	
AREA PER MALE	3.44 SQ. FT.
AREA PER FEMALE	5.49 SQ. FT.

MAIN FLOOR PLAN
SCALE: 1/4" = 1'-0"

ISSUE	DATE	REMARKS	NO.	REVISION	DATE	BY	APPROVED

UNDERWOOD McLELLAN & ASSOCIATES LIMITED

CONSULTING ENGINEERS - TOWN PLANNERS
BRITISH COLUMBIA • ALBERTA • SASKATCHEWAN • MANITOBA • ONTARIO

DRAWN: P. J. U.
CHECKED:
DESIGN: P. J. U./H. A. C.
TRACED:
SCALE: AS NOTED

CITY OF DRUMHELLER ALTA.
SWIMMING POOL
FLOOR PLAN

DATE: JULY 1974
JOB: 2113 223 116
SHEET: 1 of 1
DRAWING: P-1
ISSUE: 1