



AGENDA
TOWN OF DRUMHELLER
REGULAR COUNCIL

TIME & DATE: 4:30 PM – Monday, December 5, 2022

LOCATION: Council Chambers, 224 Centre St and ZOOM Platform and Live Stream on Drumheller Valley YouTube Channel

1. CALL TO ORDER

2. OPENING COMMENTS

3. ADDITIONS TO THE AGENDA

4. ADOPTION OF AGENDA

4.1 Agenda for December 5th, 2022 Regular Meeting

Proposed Motion: That Council adopt the agenda for the December 5, 2022 Regular Council meeting as presented.

5. MEETING MINUTES

5.1 Minutes for November 21st, 2022, Regular Council as presented.

[Regular Council Meeting – November 21st, 2022 - Minutes](#)

Proposed Motion: Move that Council approve the minutes for the November 21st, 2022, Regular Council meeting as presented.

6. COUNCIL BOARDS AND COMMITTEES

7. PUBLIC HEARINGS TO COMMENCE AT 5:30 PM

7.1 Municipal Development Plan Bylaw 17.20– Proposed Amending Bylaw 17.22

[Link to RFD + Proposed Amending Bylaw 17.22](#)

1. Mayor Opens the Public Hearing and Introduces the Matter

2. Presentation of Information – Municipal Development Plan Bylaw 17.20 – Proposed Amending Bylaw 17.22

3. Rules of Conduct for Public Participation

All the material related to Public Hearing will be documented and taken into consideration.

4. Public Participation - Registered to Present Remotely
5. Public Participation – Pre - Registered to Present In Person
6. Public Participation - Written Submissions
7. Final Comments
8. Mayor to Call for Public Hearing to Close.

7.2 Land Use Bylaw 16.20 – Proposed Amending Bylaw 16.22

[Link to RFD + Proposed Amending Bylaw 16.22](#)

1. Mayor Opens the Public Hearing and Introduces the Matter
2. Presentation of Information – Land Use Bylaw 16.20 – Proposed Amending Bylaw 16.22
3. Rules of Conduct for Public Participation
All the material related to Public Hearing will be documented and taken into consideration.
4. Public Participation - Registered to Present Remotely
5. Public Participation – Pre - Registered to Present In Person
Laurie and Darryl Rachar
6. Public Participation - Written Submissions
[Laurie Rachar](#)
7. Final Comments
8. Mayor to Call for Public Hearing to Close.

8. REPORTS FROM ADMINISTRATION

EMERGENCY AND PROTECTIVE SERVICES

8.1 Director of Emergency and Protective Services

8.1.1 Introduction of the Staff/Sgt Robert Harms

[RCMP Letter and Reports](#)

OFFICE OF THE CHIEF ADMINISTRATIVE OFFICER

8.2 Flood Resiliency Project Director

8.2.1 Request for Decision: Tender award for the 2022 Flood Mitigation Vegetation Procurement and Planting Contract

[RFD](#)

Proposed Motion: Move that Council award the Flood Mitigation Project 2022 Tree and Shrub tender to Wilco Contractors Southwest Inc. in the amount of \$1, 287, 163 excluding G.S.T.

CORPORATE AND COMMUNITY SERVICES DEPARTMENT

8.3 Director of Corporate and Community Services

8.3.1 Request for Decision: 2023 – 2027 Utility Rate Model Water & Wastewater and Solid Waste & Recycling

[RFD](#)

Proposed Motion:

1. Moves that Council adopt the Utility Rate model with annual increases of 3% for water and 6% for wastewater for the years 2023 to 2027.

2. Moves that Council direct Administration to move the solid waste and recycling services from the tax-funded budget to the utilities-funded budget starting the 2023 fiscal year.

8.3.1 Request for Decision: 2023 Utility Operating Budget and 3 Year Utility Operating Financial Plan

RFD

Appendix 1 – 2023 Water Operating Budget - Proposed

Appendix 2 – 4 Year Financial Plan - Water

Appendix 3 – 2023 Wastewater Operating Budget - Proposed

Appendix 4 – 4 year Financial Plan - Wastewater

Appendix 5 – 2023 Solid Waste & Recycling Operating Budget – Proposed

Appendix 6 – 4 year Financial Plan - Solid Waste & Recycling

Proposed Motion:

That Council adopt the 2023 Utility Operating Budget and 3 Year Operating Financial Plan as presented.

8.3.2 Request for Direction: 2023 Operating Budget & 10 Year Operating Plan - Proposed

RFD

Appendix 1 - 2023 Tax Supported Operating Budget - Condensed

Appendix 2 – Summary of Significant and Cost Increases

Appendix 3 – 2023 Tax Increases in Comparable Municipalities

Appendix 4 – 4 Year Financial Plan Summary

Appendix 5 – Detailed Budget & Plan

INFRASTRUCTURE DEPARTMENT

8.4 Director of Infrastructure

8.4.1 Request for Decision: Tender Award for Supply and Delivery 2022 4 Wheel Drive Backhoe

RFD

Proposed Motion: Move that Council repeal motion M2022.238 and award the supply and delivery of one (1) new 2022 Backhoe Loader to Brandt Tractor Ltd – Option 2 – for the total cost of \$336, 675.00 excluding G.S.T.

9. CLOSED SESSION

- 9.1 Land and Project Development
FOIP 23 – Local public body confidences
FOIP 24 – Advice from officials

Proposed Motion: That Council close the meeting to the public to discuss land and project development as per FOIP 23 – local public body confidences and FOIP 24 – advice from officials.

10. ADJOURNMENT

Proposed Motion: That Council adjourn the meeting.



MINUTES
TOWN OF DRUMHELLER
REGULAR COUNCIL

TIME & DATE: 4:30 PM – Monday, November 21, 2022

LOCATION: Council Chambers, 224 Centre St and ZOOM Platform and Live Stream on Drumheller Valley YouTube Channel Link

<https://www.youtube.com/watch?v=qmxO9MrlZw4>

IN ATTENDANCE

Mayor Heather Colberg

Councillor Patrick Kolafa

Councillor Crystal Sereda

Councillor Stephanie Price

Councillor Tony Lacher

Councillor Tom Zariski

Councillor Lisa Hansen-Zacharuk

Chief Administrative Officer – Darryl Drohomerski

Director of Corporate and Community Services: Mauricio Reyes

Flood Resiliency Project Director: Deighen Blakely

Communication Officer: Bret Crowle

Legislative Services: Denise Lines

Reality Bytes IT: David Vidal

1. CALL TO ORDER

The Mayor called the meeting to order 4:30pm

2. OPENING COMMENTS

Canadian Centre of Substance Use and Addiction National Addictions Awareness Week Nov 20 – 26
Salvation Army – Red Bag Food Drive Nov 24th 2022. Items will be picked up by neighbourhood

<https://www.drumsa.org/red-bag-food-drive.html>

Drumheller Festival of Trees – Badlands Community Facility Friday 4pm – 6pm

Drumheller Festival of Lights – Downtown Activities Nov 26th 3pm – 7pm

Community – Nov 22 Parks and Rec, Housing, Community Social Needs 12pm-2pm and 6:30pm - 8:30pm

3. ADDITIONS TO THE AGENDA

Closed Session for Land development – FOIP 16 Disclosure harmful to personal privacy and FOIP
23 Local public body confidence

4. ADOPTION OF AGENDA

4.1 Agenda for November 21st, 2022 Regular Meeting

M2022.259 Moved by Councillor Zariski, Councillor Lacher;
that Council adopt the agenda with the addition for the November 21st, 2022 Regular
Council meeting as presented.

Carried unanimously

5. MEETING MINUTES

5.1 Minutes for November 7th , 2022, Regular Council as presented.

Agenda attachment: Regular Council Meeting – November 7th , 2022 - Minutes

M2022.260 Moved by Councillor Sereda, Councillor Kolafa;
that Council approve the minutes for the November 7th , 2022, Regular Council meeting as presented.

Carried unanimously

6. COUNCIL BOARDS AND COMMITTEES

6.1 Municipal Planning Commission Minutes – September + October

Agenda attachment: MPC Minutes – 8 Sept + 6 Oct 2022

M2022.261 Moved by Councillor Lacher, Councillor Hansen-Zacharuk;
that Council accept as information the September 8 and October 6, 2022 meeting minutes for the Municipal Planning Commission, as presented.

Carried unanimously

7. REPORTS FROM ADMINISTRATION

OFFICE OF THE CHIEF ADMINISTRATIVE OFFICER

CORPORATE AND COMMUNITY SERVICES DEPARTMENT

7.1 Director of Corporate and Community Services
Time Stamp: <https://youtu.be/qmxO9MrlZw4?t=371>

7.1.1 Request for Decision: 2023 Capital Budget & 10 Year Capital Plan

The capital budget the sources and uses of funding for fixed assets such as buildings, roads, water and waste water facilities, land and equipment.

10 year capital plan is a long-range infrastructure plan. It sets out what capital expenditure are needed and when the future cost of maintaining the asset, when it has been built or purchased, and how the assets will be financed.

Council discussion:

Amendment to the original document. The Director of Infrastructure has changed the project from the Waste Water Treatment Plan to the Water Master Plan.

As of September 2022 there is roughly \$6 million has been committed to projects but has not been spent.

The Utility reserve for water is approximately \$8.1 million and the reserve for waster water is approximately \$4.7 million, this includes all of the projects that have already been approved but the money has yet to be spent. Reserves could also be used for emergency situations as well.

The Bankview water pressure issue is scheduled to be addressed in 2024.

Backflow Preventer is equipment associated with drinking water service not with the flood mitigation project.

The budget is not carved in stone, Council can choose to amend it but there is a risk to putting off projects that are scheduled to be completed. The reserves are specifically allocated to projects as set out in previous capital budget plans. Many projects are schedule based on the end of life of the asset.

Large one time projects such as the Poverty Reduction strategy are added to capital. This project has funding requiring specific criteria as well a start and end date.

Parks and Recreation Master Plan – any recommendations would discussed for the 2024 budget cycle.

Agenda attachments:

RFD

Appendix 1 - 2023 Capital Budget

Appendix 2 - 10 Year Capital Plan

Appendix 3-5 Graphs

M2022.262 Moved by Councillor Lacher, Councillor Price;
that Council adopt the 2023 Capital Budget as presented.

Carried unanimously

EMERGENCY AND PROTECTIVE SERVICES

INFRASTRUCTURE DEPARTMENT

8. CLOSED SESSION

7.1.1 Land Development

FOIP 16 – Disclosure harmful to business interests of a third party

FOIP 23 – Local public body confidences

M2022.263 Moved by Councillor Hanse-Zackaruk, Councillor Price;
that Council close the meeting to the public to discuss land development as per
FOIP 16 – Disclosure harmful to business interests of a third party, FOIP 23 – Local
public body confidences. Time 4:59pm

Carried unanimously

M2022.264 Moved by Councillor Lacher, Councillor Kolafa;
that Council open the meeting to the public. Time 5:47pm

Carried unanimously

9. ADJOURNMENT

M2022.265 Moved by Councillor Hansen-Zacharuk, Councillor Price;
that Council adjourn the meeting. Time 5:47pm

Carried unanimously

MAYOR

CHIEF ADMINISTRATIVE OFFICER

From: [Laurie Rachar](#)
To: [Town of Drumheller CAO](#)
Subject: Public Hearing written report
Date: Tuesday, November 29, 2022 3:50:12 PM

You don't often get email from [REDACTED]. [Learn why this is important](#)

Point 3.31. Change distancing within Subclause 4.6.6 No portable signs shall be located within ~~30 meters~~ 100 meters of another portable sign

Point 3.13,2 Add further guidelines within Subclause 4.6.7. Portable signs shall have a maximum display period of 60 days per development permit. No similar permit shall be issued within 6 months (182 days) of the previously approved parcel, applicant or advertiser at the discretion of the Development Authority. This is not conducive to events, services and businesses for effective advertising for their various events.

Dear Denise,

Please find my written report below for your perusal. I hope that this will be read aloud by your administration at the Public Hearing. I would like to speak to it as well as some of my clients. Thank you.

Dear Honorable Mayor, Councillors, and Staff,

We would like to voice our concern regarding the proposed changes to bylaw 16.22. Both the proposed spacing and the duration of time up are not beneficial for our clients. Our clients use Magnetsigns to get their word out quickly and efficiently. These include businesses, societies, non-profit groups and community groups. Our portable signs are a fast and effective way to let the local community know about upcoming events, sales, and who to support. We have operated Magnetsigns Stettler Ltd, for almost 20 years now and we are diligent about keeping our signs looking good at all times. We join with you, and we understand your concern about unsightly signs that get left up for far too long. Our mandate is to change the wording regularly and keep them fresh and looking great. This benefits the advertiser as well as it presents your community well. So further regulations would not be beneficial.

Below are a few of our concerns of the 2 points of the bylaw for proposed changes:

A) Spacing: As a company we have guidelines and fact sheets as to how far apart to place signs to make them readable and effective. Your current bylaw of 30 meters is a good guideline for this. The proposed change to 100 meters is far too far apart and it is not necessary. This will cause greater rift with businesses like service stations, who generally have 2 or more 4'x4' portable signs, when you make them take 1 or more of their current signs down. Another concern regarding the large spacing is for the business who are side by side and want to rent a sign at the same time. An example of this would be Allied Disturbitures and the Registry business along Rail Road Avenue.

B) Time duration: The current bylaw of 2 months up 2 months down for portable signs is difficult but we can live with that, However, the proposed bylaw of 2 months up and 6 months down is unreasonable. This is not beneficial to businesses such as UFA who have a late fall sale and an early spring oil sale. Should this change go through, their particular spring sale would be almost over with, by the time the 182 days occur. This is not beneficial to this business and many others. I have many other examples of whom this would be detrimental. This is also not helpful to Societies such as Adult Learning, events at your Ag Society, events that other community organizations wish to put on.

C) Too much red tape:

1. We would like you to drop the necessity of the letter of permission from the landowner for the same party signs. This should only be required if there is a third party involved. We should not require a letter of permission from the manager or authorized agent of a business to put up a portable sign. This should not be the responsibility of the town but the responsibility of the manager/authorized agent to have a relationship with the land owner.

2. Costly: We need to make you aware that the cost of permitting to have a sign up for only 60 days is

unreasonably high and greatly adds financial burden to businesses and societies and nonprofits. May we suggest that it be an annual fee only.

3. Current mapping system is difficult to use. I have heard that the mapping system is being changed so we need to thank you for that. Submitting the site plan with their current mapping system is difficult. The program is not user friendly and difficult to use.

We would like to conclude that the people who use Magnetsigns are looking for a cost effective way to let the local community know what is going on, This results in successful businesses, better attendance at community events, therefore creating a better community spirit. As we have spoken to our customers, all have told us of how difficult it is to carry on business in Drumheller. I ask you why can't we change that by helping them to survive and thrive.

The Drumheller business community is fortunate to have the tourist season, however, have you considered the other 10 months of the year? Businesses struggle to survive the rest of the year. Effective advertising would be a simple way to help them help themselves.

Another example is the Drumheller adult learning. They have had difficulty getting their sign up for the duration of time, as well as being costly for permitting. It's not rocket science that our communities need to know how to get further education and where. We know that we need to educate minorities and all people in the medical field, as workers are so very few. If we work together we can all do our small part to give a leg up to societies such as the Adult Learning Council and ultimately our community so that we can all benefit.


All of our communities in Alberta are in desperate need of doing business better. Small businesses, non profits and societies have soaring operating costs and red tape. So, I ask you to simply make the bylaws a bit easier to maneuver in order to enhance our community. By incorporating stricter bylaws it ultimately restricts our communities, business, and non profit organizations. Let's change that and help our people to carry on their own business as they hope to do.

I thank you for your time and your consideration of these concerns. I look forward to your removal of the proposed bylaw changes, so that you can be perceived as helping your community and not hindering it.

Thank you

Kind Regards,
Laurie Rachar
Magnetsigns Stettler Ltd.





18 November, 2022

**Robert Harms S/Sgt.
Nco i/c Detachment
Drumheller, Alberta**

Dear Mrs Colberg,

Attached you will find the quarterly Community Policing Report that encompasses the July 1st to September 30th, 2022 reporting period, and will provide you a quarterly snapshot of the human resources, financial data and crime statistics for the Drumheller Detachment. These quarterly reports contribute greatly to ensuring that the police services provided by the Alberta Royal Canadian Mounted Police (RCMP) to you, and the citizens you represent, are meeting your needs on an ongoing basis.

This quarter I want to update you on the status of Body Worn Cameras (BWC), which are set to be field tested early in 2023 at three different pilot locations in Alberta. A total of 191 cameras will be distributed amongst front line officers in Grand Prairie, Parkland, and St. Paul Detachments respectively; the objectives of this Field Test will be as follows:

- **Confirm the Contractor is able to deliver the required services as defined within the SOW (Statement of Work) and Request for Proposal (RFP).**
- **Provide an early opportunity to get cameras in the hands of 191 frontline officers who will be the primary users of the BWC and the accompanying Digital Evidence Management System (DEMS) Service.**
- **Capture preliminary “lessons-learned” to help refine service delivery processes for full implementation in Alberta.**

Should the top vendor demonstrate they can meet our requirements, the next step will be full implementation later in 2023. The introduction of body-worn cameras and digital evidence management service will become a new national standard to enhance public trust, confidence and public safety. Although preliminary estimates were provided within the 2023/24 to 2027/28 Multi-Year Financial Plan for your community, the field test results may impact the estimated costs. As details are refined the forecast will be updated and shared with your community.




Your ongoing engagement and the feedback you provide guides our Detachment team in responding to the priorities of our citizens. It solidifies our strong community partnership that supports your Alberta RCMP Detachment in providing flexible and responsive policing services that reflect the evolving needs of those who we are proud to serve.

As the Detachment commander for your community, please feel free to contact me if you have any questions or concerns.

Yours truly,

S/Sgt. Robert Harms
Nco i/c Drumheller Detachment



RCMP Municipal Policing Report

Detachment	Drumheller Municipal
Detachment Commander	Alex MacDonald (Acting Detachment Commander)
Quarter	Q2 2022
Date of Report	2022-11-04

Community Consultations

Date	2022-07-09
Meeting Type	Meeting with Stakeholder(s)
Topics Discussed	Regular reporting
Notes/Comments	Meeting with the Drumheller CAO.

Date	2022-09-06
Meeting Type	Town Hall
Topics Discussed	Regular reporting
Notes/Comments	Attended a town hall meeting with elected officials. Presented information on first quarter statistics and answered questions from attendees.

Date	2022-09-21
Meeting Type	Meeting with Stakeholder(s)
Topics Discussed	Regular reporting
Notes/Comments	Attended the annual general meeting for the Big Country Anti-Violence Association.



Community Priorities

Priority 1

Reduce Substance Abuse

Current Status & Results

Drumheller GIS has been working hard all Summer and Fall. They have executed multiple successful CDSA warrants as well as arrested several other high risk offenders. There have been several significant CDSA seizures and media releases completed. The community has expressed their gratitude for the hard work that has been going into these files and I have received a lot of positive feedback from elected officials and other members of the community.

Priority 2

Enhance Awareness and Education

Current Status & Results


Members have been very active in Drumheller and the surrounding areas. Visibility is up with more members on the road writing tickets and conducting traffic stops. Members have been very involved in the schools as well and doing presentations throughout the communities. There has been lots of positive feedback from the community on this as well.

Priority 3

Be Clear, Accountable, and Transparent

Current Status & Results

Members have been attending any and all meetings that have been set up. Cpl MacDonald has been actively setting up town hall meetings, meetings with elected officials, and in regular contact with the CAO's of the communities.



Crime Statistics¹

The following table provides policing statistics on actual offences within the periods listed. Please see Appendix for additional information and a five-year comparison.

Category	July - September			January - December		
	2021	2022	% Change Year-over-Year	2020	2021	% Change Year-over-Year
Total Criminal Code	240	268	12%	763	832	9%
<i>Persons Crime</i>	65	47	-28%	153	243	59%
<i>Property Crime</i>	119	151	27%	437	392	-10%
<i>Other Criminal Code</i>	56	70	25%	173	197	14%
Traffic Offences						
<i>Criminal Code Traffic</i>	16	6	-63%	45	42	-7%
<i>Provincial Code Traffic</i>	100	146	46%	1,453	530	-64%
<i>Other Traffic</i>	1	1	0%	1	2	100%
CDSA Offences	4	5	25%	71	39	-45%
Other Federal Acts	11	27	145%	95	98	3%
Other Provincial Acts	63	64	2%	297	235	-21%
Municipal By-Laws	13	7	-46%	56	34	-39%
Motor Vehicle Collisions	39	49	26%	111	129	16%

¹ Data extracted from a live database (PROS) and is subject to change over time.

Trends/Points of Interest

The only major change compared to last year is the increase in Federal Acts, which is largely due to the great work that our G.I.S. unit is doing. They have been working hard and executing several successful search warrants over the past few months. They have charged several people in Drumheller with trafficking drugs and bringing in other units such as the Southern Alberta District Crime Reduction Unit and the Lethbridge ALERT team. We are very happy with the work that they are putting forward in helping to clean up Drumheller.



Municipal Overview: Human Resources²

Staffing Category	Established Positions	Working	Special Leave ³	Hard Vacancies ⁴	Revised Plan at Q2	2022 FTE Utilization Plan
Police Officers	11	8	0	3	11	11
Detachment Support						

² Data extracted on September 30, 2022 and is subject to change.

³ Once members are placed on "Special Leave" (eg. Maternity/paternity, medical >30 days, leave without pay, graduated return to work) they are not included in the FTE count and their pay is not charged directly to each location. However, any salary expenditures associated with these employees while on leave is included as an "indirect cost" and billed within the Divisional Administration rate, charged to all contracts.

⁴ Hard vacancies reflect positions that do not have an employee attached and need to be filled.

Comments

Police Officers - Drumheller is currently running vacant positions at the S/Sgt, corporal, and constable level. We should have a new S/Sgt by the end of November and we are waiting for the line officer to choose a successful candidate for a new corporal. We are short one constable and staffing has advertised the position.



Municipal Overview: Financial/O&M

As a municipality with a population under 15,000, the community benefits from the pooling of several costs, which are allocated on a per capita basis. Overtime and commissioner guarding costs are direct costs to the municipality, and are not included as pooled costs.

Municipal	Year to Date Expenditures ⁵	Revised Plan at Q2	2022 Financial Plan
Pay	568,877	1,212,241	1,212,233
Overtime	66,749	170,000	170,000
Operating and Maintenance	54,666	117,372	117,678
Commissionaire Guarding	16,120	55,000	55,000
Equipment	28,592	100,755	101,018
Other	2,975	25,189	25,254
Div. Admin & Indirect Costs	364,073	761,824	736,478
Total (in 100% terms)	1,422,003	2,454,077	2,504,390
Total (with applicable cost share ratio of 70% applied)	1,000,238	1,734,354	1,792,073

⁵ Includes expenditures up to September 30, 2022.

Comments

The financial plans as identified above are in alignment with the recent multi-year financial plan and 2022/23 forecast. The total figures do not include adjustments after the Contract Partner Share. Commissionaire Guarding costs may include other non-pooled expenses including prisoner related costs, accommodation costs, building repair, utility services, etc., where applicable. The forecast includes the approximate 4% pay-raise increase for Non-Commissioned Officers which was effective as of April 1, 2022, as per the collective bargaining agreement.

Quarter 2 invoices will be distributed to your community no later than November 24, 2022. To enhance communication with your community and to support further understanding of the financial tables, a revised cover letter will be distributed with the invoices. Minor variances may occur from this report to the Q2 invoices as financial data is validated. Unit O&M, divisional administration & indirects, equipment and 'other' expenditures are pooled costs. However, a target funding level per detachment has been identified for financial planning purposes.

Also in November, RCMP will provide your community with enhanced monthly reporting to support ongoing forecast adjustments and potential invoice revisions. This increased reporting will support ongoing management of policing budgets, while also enhancing transparency and engagement with our partners.

Inquiries regarding the retroactive pay-raise can be directed to the to the CMC Secretariat at ps.cmcsec-gesec.sp@ps-sp.gc.ca.



Definitions

Municipal Overview: Human Resources

FTE Utilization	A full-time equivalent (FTE) employee is defined by the number of months in a fiscal year that a position is filled. The FTE utilization level refers to the total months filled for all positions within the detachment/unit.
2021/22 FTE Utilization Plan	This reflects the number of working FTEs planned to be in place for the fiscal year.
Revised Plan at Q2	This reflects any adjustments to the planned number of working FTEs, which may vary as hard and soft vacancies fluctuate throughout the year.

Municipal Overview: Financial/O&M

Year-To-Date (YTD) Expenditures	YTD expenditures reflect the actual expenditures within each category, as of the date of the report.
Revised Plan at Q2	This reflects any adjustments to the forecasted spending plan for the relevant category, which may vary as expenditures are realized throughout the year.
2021/22 Financial Plan	This reflects the target spending levels set for each category of expenditure, and the initial financial plan for the 2021/22 fiscal year.
Pay	Includes salary costs and associated allowances for police officers and civilian support.
Overtime	Includes direct overtime costs for police officers.
Operating and Maintenance	Reflects all unit operating costs, including items such as travel, fuel and vehicle repairs.
Commissionnaire Guarding	Reflects the costs of guarding prisoners within detachments.
Equipment	Include expenditures for operational and technology equipment, police vehicles and the fit-up of those vehicles.
Div. Admin & Indirect Costs	This reflects the division administration charges associated to core administration costs, special leaves and health services costs, and the indirect costs associated to all employees, including benefits, Canada Pension Plan and Employment Insurance rates.
Other	This includes all remaining expenditures including applicable training costs, secret expenditures and air services costs if applicable.
Total	Reflects the total costs of all categories of expenditures.



Drumheller Municipal Detachment Crime Statistics (Actual) Q2: 2018 - 2022

All categories contain "Attempted" and/or "Completed"

October 4, 2022

CATEGORY	Trend	2018	2019	2020	2021	2022	% Change 2018 - 2022	% Change 2021 - 2022	Avg File +/- per Year
Offences Related to Death		1	1	0	0	0	-100%	N/A	-0.3
Robbery		0	0	1	1	0	N/A	-100%	0.1
Sexual Assaults		3	4	6	1	3	0%	200%	-0.3
Other Sexual Offences		3	5	4	2	0	-100%	-100%	-0.9
Assault		35	32	22	32	20	-43%	-38%	-3.0
Kidnapping/Hostage/Abduction		0	1	1	0	4	N/A	N/A	0.7
Extortion		1	0	0	0	0	-100%	N/A	-0.2
Criminal Harassment		6	1	9	18	11	83%	-39%	2.7
Uttering Threats		10	12	15	11	9	-10%	-18%	-0.3
TOTAL PERSONS		59	56	58	65	47	-20%	-28%	-1.5
Break & Enter		39	19	19	14	12	-69%	-14%	-5.9
Theft of Motor Vehicle		22	10	6	6	8	-64%	33%	-3.2
Theft Over \$5,000		2	2	0	2	3	50%	50%	0.2
Theft Under \$5,000		86	54	27	25	63	-27%	152%	-7.5
Possn Stn Goods		17	5	12	3	6	-65%	100%	-2.4
Fraud		24	17	14	15	16	-33%	7%	-1.8
Arson		0	0	0	0	0	N/A	N/A	0.0
Mischief - Damage To Property		0	22	19	19	19	N/A	0%	3.5
Mischief - Other		49	21	7	35	24	-51%	-31%	-3.6
TOTAL PROPERTY		239	150	104	119	151	-37%	27%	-20.7
Offensive Weapons		5	1	8	5	0	-100%	-100%	-0.6
Disturbing the peace		21	22	9	23	22	5%	-4%	0.3
Fail to Comply & Breaches		25	15	15	22	39	56%	77%	3.5
OTHER CRIMINAL CODE		15	8	7	6	9	-40%	50%	-1.4
TOTAL OTHER CRIMINAL CODE		66	46	39	56	70	6%	25%	1.8
TOTAL CRIMINAL CODE		364	252	201	240	268	-26%	12%	-20.4



Drumheller Municipal Detachment

Crime Statistics (Actual)

Q3: 2018 - 2022

All categories contain "Attempted" and/or "Completed"

October 4, 2022

CATEGORY	Trend	2018	2019	2020	2021	2022	% Change 2018 - 2022	% Change 2021 - 2022	Avg File +/- per Year
Drug Enforcement - Production		0	0	0	0	0	N/A	N/A	0.0
Drug Enforcement - Possession		10	5	2	2	4	-60%	100%	-1.5
Drug Enforcement - Trafficking		7	4	8	2	1	-86%	-50%	-1.4
Drug Enforcement - Other		0	1	0	0	0	N/A	N/A	-0.1
Total Drugs		17	10	10	4	5	-71%	25%	-3.0
Cannabis Enforcement		0	2	0	0	0	N/A	N/A	-0.2
Federal - General		2	1	5	7	22	1000%	214%	4.6
TOTAL FEDERAL		19	13	15	11	27	42%	145%	1.4
Liquor Act		1	1	9	0	2	100%	N/A	0.1
Cannabis Act		0	1	0	0	0	N/A	N/A	-0.1
Mental Health Act		27	22	28	29	28	4%	-3%	0.9
Other Provincial Stats		82	72	55	34	34	-59%	0%	-13.4
Total Provincial Stats		110	96	92	63	64	-42%	2%	-12.5
Municipal By-laws Traffic		0	1	1	1	3	N/A	200%	0.6
Municipal By-laws		28	13	20	12	4	-86%	-67%	-4.9
Total Municipal		28	14	21	13	7	-75%	-46%	-4.3
Fatals		0	0	1	0	0	N/A	N/A	0.0
Injury MVC		0	0	0	0	4	N/A	N/A	0.8
Property Damage MVC (Reportable)		44	44	24	36	35	-20%	-3%	-2.6
Property Damage MVC (Non Reportable)		3	8	3	3	10	233%	233%	0.9
TOTAL MVC		47	52	28	39	49	4%	26%	-0.9
Roadside Suspension - Alcohol (Prov)		N/A	N/A	N/A	N/A	3	N/A	N/A	N/A
Roadside Suspension - Drugs (Prov)		N/A	N/A	N/A	N/A	0	N/A	N/A	N/A
Total Provincial Traffic		432	378	545	100	146	-66%	46%	-85.0
Other Traffic		1	1	0	1	1	0%	0%	0.0
Criminal Code Traffic		19	19	15	16	6	-68%	-63%	-2.9
Common Police Activities									
False Alarms		31	28	21	23	34	10%	48%	0.1
False/Abandoned 911 Call and 911 Act		43	71	26	14	19	-56%	36%	-10.5
Suspicious Person/Vehicle/Property		52	55	51	39	73	40%	87%	2.6
Persons Reported Missing		4	7	8	7	3	-25%	-57%	-0.2
Search Warrants		0	0	0	0	0	N/A	N/A	0.0
Spousal Abuse - Survey Code (Reported)		28	37	24	6	23	-18%	283%	-4.1
Form 10 (MHA) (Reported)		0	0	0	0	0	N/A	N/A	0.0

REQUEST FOR DECISION

TITLE:	DRFM Tree and Shrub Tender Award
DATE:	December 5 th 2022
PRESENTED BY:	Spencer Robertson, P.Eng., Project Engineer
ATTACHMENTS:	none

SUMMARY:

As part of the Flood Mitigation Program the Town has tendered a contract for the supply, delivery, installation and maintenance of the required tree and shrub plantings for the four 2022 active construction sites. These sites include:

- Newcastle Berm
- Midland Berm
- North Drumheller Grove Plaza Berm C
- Willow Estates Berm

The tree and shrub work is part of the Flood Mitigation Programs' commitment to replace any healthy trees that have been removed as part of the berm construction at a 5:1 replacement ratio. The trees will be planted in the same relative areas as where they were removed. The contract includes over 3000 tree and shrub composed of 45 different species that have been specified by the Urban Forest Strategy as appropriate for the Valley. The Midland site is receiving the most plants while Grove Plaza has the least. This is due to the amount of trees that were removed for the construction of the berm. Seeding of the newly constructed berm is not part of this work and currently covered under the existing construction contracts for each project.

On November 1st, 2022, a Request for Tender for Tree and Shrub procurement and planting was advertised on the Town website and on the Alberta Purchasing Connection. Tenders closed on November 24th 2022 with three (3) bids being received. The bid results are as follows:

Contractor	Tendered Amount ¹ (excluding GST)
Wilco Contractors Southwest Inc	\$ 1,287,163.00
Wright Tree Service	\$ 1,990,093.78
Urban Life Solutions	\$ 1,721,784.05
Landscape Architect Pre-Tender Estimate	\$ 1,192,982.00

Note 1.0 Estimate includes provisional items in tender

The planting schedule is as follows:

- Plant Material Procurement Early 2023
- Plant Installation Spring/Summer 2023
- Plant Maintenance Summer 2023 – Summer 2024
- Warranty Review Spring/Summer 2024

Planting start date will vary depending on the site and progress of the berm construction work. Seeding and sodding will be completed by the berm construction contractor prior to the start of the tree and shrub work.

Ground Cubed Landscape Architects has reviewed the bid and found it to be compliant with the tender requirements and is recommending award to Wilco Contractors. Wilco is the current construction contractor for three of the four 2022 berm projects. They are experienced with this type of work and are already familiar with the Drumheller Valley and project sites. Awarding to Wilco will also reduce overlap between different contractors from the seeding/sodding phase to the tree and shrub planting phase.

FINANCIAL IMPACT:

The Berm construction is funded under the \$55.0M DRFM project grant funding program. Replacing the trees that were removed as part of the project work was identified as being important to residents. The cost of the tree and shrub plantings is something that is eligible for provincial and federal funding. Here is a breakdown for the site-specific costs for the tree and shrub planting contract, including all provisional items as well:

Item	Pricing (excluding GST)
Midland	\$ 677,543
Newcastle	\$ 327,848
Grove Plaza Berm C	\$ 75,973
Willow Estates	\$ 205,799
Total	\$ 1,287,163

RECOMMENDATION:

Administration recommends that the Tree and Shrub tender be awarded to Wilco Contractors Southwest Inc. in the amount of \$1,287,163 excluding GST.

STRATEGIC POLICY ALIGNMENT:

Awarding the project to Wilco Contractors Southwest Inc. aligns with Council's strategic priority to protect Drumheller from future flooding through a proactive, sustainable, flood-mitigation strategy. Together, we will shape the future of our community by protecting our people, our property, our economic growth, our environment, and our cultural heritage.

COMMUNICATION STRATEGY:

Each community has been engaged with regards to the tree planting plans through the follow methods:

- Berm walkthrough events
- 1-on-1 communication between landscape architects and residents
- November 17th flood program open house event
- Emails sent to community stakeholders

A public communication strategy will be employed to communicate the upcoming work with residents. The strategy includes:

- News page & latest updates page on the flood readiness website
- Social media post
- Email newsletter
- Full time design team personnel on site during construction

In addition, the Contractor is required to have their own communication program to keep residents informed of project schedule and potential impacts.

MOTION: Councilor: _____

Move that Council award the Flood Mitigation Project 2022 Tree and Shrub tender to Wilco Contractors Southwest Inc. in the amount of \$1, 287, 163 excluding G.S.T.

Seconder: _____



Prepared by:
Spencer Roberton, P. Eng
DRFM Project Engineer



Reviewed By:
Deighen Blakely, P. Eng
DRFM Project Director



Approved by:
Darryl E. Drohomerski, C.E.T.
Chief Administrative Officer

REQUEST FOR DECISION

TITLE:	Utility Rate Model
DATE:	Dec 5, 2022
PRESENTED BY:	Mauricio Reyes, CPA, CMA, CAMP Director of Corporate and Community Services
ATTACHMENT:	None

SUMMARY:

The Town of Drumheller has created five-year rate models for the water and wastewater utilities to adequately fund the non-tax supported area of its operation. The previously approved plan for 2017-2022 ended this year.

In May 2022, Administration engaged InterGroup Consultants to conduct a utility rate model review for the years 2023 to 2027. As part of the work conducted, InterGroup reviewed and analyzed the utility operations of the Town and its future plans for infrastructure replacement and upgrades.

As a result of their work, a recommendation was made to Council and Administration to continue Council's direction to make utility operations self-sustaining in years to come. The approval of rates for 2023 will be coming forward as part of the annual Utility Rate Bylaw. This report is to approve the model for funding for the next five years.

RECOMMENDATION:

Administration recommends Council adopt the proposed utility rate model as presented.

DISCUSSION:

The previously approved utility rate model was presented in 2016 to Council and recommended a 5% annual increase for the water utility and a 2% annual increase for the wastewater utility in order to start on a path to financial self-sustainability. This model was for the fiscal years 2017 to 2022. On October 17, 2022, InterGroup presented the proposed utility rate model to Council. The utility rate model forms the basis from which utility budgets and utility rates will be set in the next five years.

WATER

- Based on InterGroup's analysis, water fees are slightly above breakeven, which will provide the Town with financial capacity for future needs
- The balance in the Water Reserve will be influenced by future capital expenditures, borrowing, future water rates, and user consumption
- To keep up with inflation and other factors affecting operational and capital expenditures, InterGroup recommends an annual rate increase of 3.0% for water for years 2023 to 2027.

WASTEWATER

- Based on InterGroup's analysis, wastewater revenues are significantly lower than the required revenue to become self-sustaining
- The balance in the Wastewater Reserve will be influenced by future capital expenditures, borrowing, future water rates, and user consumption
- To address this issue, InterGroup recommends increasing wastewater rates by an average annual rate of 6.0% for years 2023 to 2027.

SOLID WASTE & RECYCLING

- Historically, the Town has funded most of the solid waste and recycling activities with municipal taxes. A portion of the expenditures, however, has been funded with a monthly recycling fee of \$3.00 charged to each existing water or wastewater utility account.
- Most municipalities across the Province fund all solid waste & recycling services with utility fees
- Administration recommends Council direct Administration to move all solid waste & recycling activities from the tax funded budget to the utility funded budget starting in 2023
- To provide proper communication to the public, Administration proposes this change to be effective March 1, 2023

FINANCIAL IMPACT:

The adoption of the utility rate model as proposed will result in an annual increase of approximately three and six percent in water and wastewater revenues, respectively.

Relocating the solid waste & recycling program to utilities will reduce expenses in the tax-funded budget in the amount of approximately \$260,000 and a corresponding increase in expenses in the utility budget.

Should Council adopt the recommendations presented above, a household with an average monthly water consumption of 15 cubic meters would see their monthly utility bill increase by approximately \$11.45 for all three services.

WORKFORCE AND RESOURCES IMPACT:

N/A

STRATEGIC POLICY ALIGNMENT:

The adoption of the utility rate model aligns with the objective of maintaining fiscal sustainability in municipal operations.

COMMUNICATION STRATEGY:

Administration will be using the following methods to communicate the impacts of the utility rate model:

- Media Release once approved – December 2022
- Letters to residents - January & February 2023
- Social Media Posts – December 2022 to March 2023
- Notice in the Drumheller Mail – January to March 2023
- Any follow-up reminder communications as needed in Spring 2023

MOTION:

Moves that Council adopt the Utility Rate model with annual increases of 3% for water and 6% for wastewater for the years 2023 to 2027.

Moves that Council direct Administration to move the solid waste and recycling services from the tax-funded budget to the utilities-funded budget starting the 2023 fiscal year.

SECONDED:

Beth Caswell

Prepared By:
Beth Caswell
Administrative Assistant
Corporate & Community Serv.

Mauricio Reyes

Reviewed by:
Mauricio Reyes, CPA, CMA, CAMP
Director of Corporate & Community Serv.



Approved By:
Darryl E. Drohomerski, C.E.T.
Chief Administrative Officer

REQUEST FOR DECISION

TITLE:	2023 Utility Operating Budget and 3-Year Utility Operating Financial Plan
DATE:	December 5, 2022
PRESENTED BY:	Mauricio Reyes, CPA, CMA, CAMP, Chief Financial Officer
ATTACHMENT:	<ul style="list-style-type: none"> ▪ Appendix 1 – 2023 Water Operating Budget - Proposed ▪ Appendix 2 – 4 Year Financial Plan - Water ▪ Appendix 3 – 2023 Wastewater Operating Budget - Proposed ▪ Appendix 4 – 4 year Financial Plan - Wastewater ▪ Appendix 5 – 2023 Solid Waste & Recycling Operating Budget - Proposed ▪ Appendix 6 – 4 year Financial Plan - Solid Waste & Recycling

SUMMARY:

Administration recommends that Council adopt the 2023 Utility Operating Budget as presented. As per section 242 of the Municipal Government Act, “each council must adopt an operating budget for each calendar year.”

In addition to the 2023 Utility Operating budget, the 3-Year Utility Operating Financial Plan has been included as information. This Plan provides the basis for annual Operating Budgets for the next 3 years and aligns with the provincial and federal requirements for multi-year financial planning. The Plan is not an authorization to proceed with operations in future years – only the adoption of the annual Operating Budget can authorize annual operations.

RECOMMENDATION:

That Council adopt the 2023 Utility Operating Budget and 3 Year Operating Financial Plan as presented.

DISCUSSION:

Water Budget

Revenues

Overall, water revenues are projected to rise by approximately 7.4%. While part of the increase relates to water fee increases of 3%, most of the increase relates to higher volume expected in 2023. Non-water revenues are expected to remain stable in 2023.

Details on water revenues can be found in *Appendix 1*.

Expenses

Overall, water expenses are expected to increase by 1.7%. In the fall of 2022, Administration conducted a thorough review of expenditure lines and adjusted each line to reflect fair budget assumptions. Consequently, some expenses have increased while others have decreased.

The largest expense increase is in salaries and benefits, which is mostly due to movements in the grid and changes to salary allocation. The largest decrease in operating expenses is interest on long-term debt decreases yearly as the Town makes principal payments toward its debt.

Details on water expenses can be found in *Appendix 1*.

2023 Rates

The proposed 2023 water budget includes a 3% increase in user fees. Under this proposal, the water rate will increase from \$2.17 per cubic meter in 2022 to \$2.26 per cubic meter in 2023. Similarly, the monthly meter charges will see a 3% increase. Consequently, Group 1 residents will see an increase from \$17.06 to \$17.57 per month on all active accounts. These rate increases are lower than in the previous years where the rate increased at 5% annually.

Debt Servicing

The Town's total long-term debt at the end of 2022 will be approximately \$6.4 million, of which approximately \$1.6 million relates to water infrastructure financing. Annual loan payments relating to water department loans total \$291,894, of which \$63,665 is included in the 2023 Operating Budget as interest on long-term debt.

Water Rates - Comparable Municipalities

When compared to 9 comparable municipalities, the Town of Drumheller's water rates are slightly below average. Monthly water charges for a household consuming 20 cubic meters in 2022 is \$60.53 vs. average charges of \$63.17. This represents a 4.2% lower cost than municipalities of similar population size, as shown in *Graph 1* below.

2022 Total Water Monthly Charges



Graph 1

Wastewater Budget

Revenues

Overall, wastewater revenues are expected to rise by approximately 18.0%. The increase is due to actual volume adjustments and a 6% fee increase in 2023. Wastewater revenues are based on 80% of water volumes to those customers who receive the wastewater service. Non-water revenues are expected to remain stable in 2023.

Details on revenues can be found in *Appendix 4*.

Expenses

Overall, wastewater expenses are expected to increase by 0.8%. In the fall of 2022, Administration conducted a thorough review of expenditure lines and adjusted each line to reflect fair budget assumptions. Consequently, some expenses have increased while others have decreased.

The largest expense increase is in utility costs, salaries, and benefits, while the largest decreases in operating expenses are in professional fees and repairs and maintenance costs.

Details on operating expenses can be found in Appendix 4.

2023 Rates

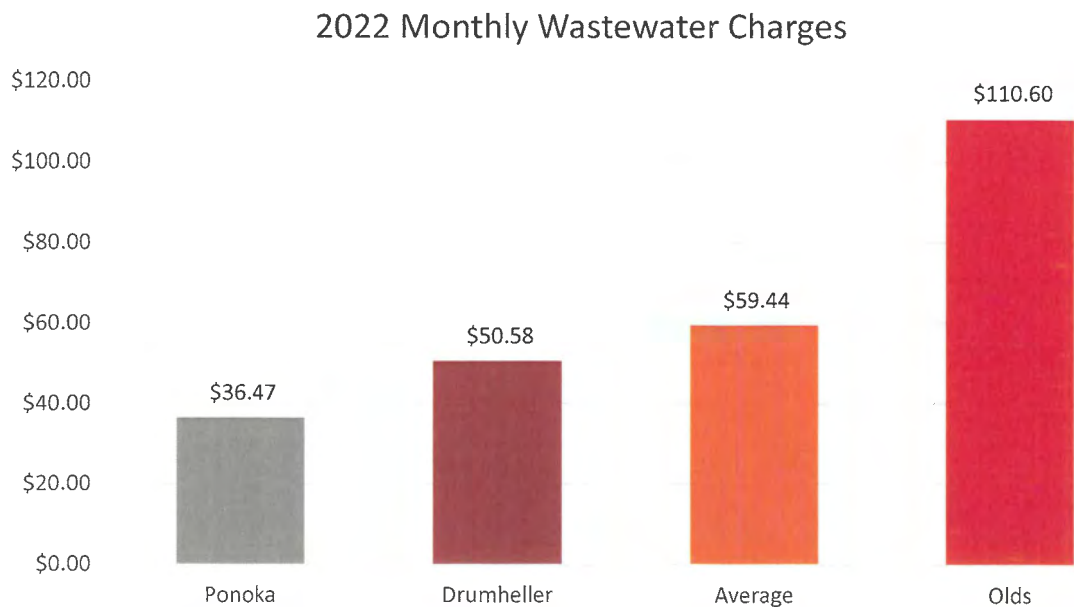
The proposed 2023 wastewater budget includes a 6% increase in user fees. Under this proposal, the wastewater rate will increase from \$2.28 per cubic meter in 2022 to \$2.42 per cubic meter in 2023. Similarly, the flat utility rate will see an increase from \$20.79 per month to \$22.04 per month on all active accounts. These rate increases are higher than increases in past years and are based on the utility rate model adopted in 2022 with the objective of bringing wastewater operations to sustainable levels.

Debt Servicing

The Town's total long-term debt at the end of 2022 will be approximately \$6.4 million, of which approximately \$2.1 million relates to wastewater infrastructure financing. Total annual loan payments relating to the wastewater department loans are \$289,347.

Wastewater Rates - Comparable Municipalities

When compared to 9 similar municipalities, the Town's water rates are slightly below average. The Town's monthly water charges for a household consuming 20 cubic meters in 2022 is \$50.58 compared to the average of \$59.44 among comparable municipalities. This represents a 15.0% lower cost than comparable municipalities of similar populations, as seen in *Graph 2* below.



Graph 2

Solid Waste & Recycling Budget

Starting in 2023, Administration recommends that solid waste and recycling activities be moved from the tax-funded budget to the utility-funded budget. This recommendation comes after a thorough review was conducting in the fall of 2022. A move such as this is industry standard and will create a sustainable business model that is in-line with payment for service provided.

To facility proper transition and communication with the public, the effective date of billing will be March 1, 2023.

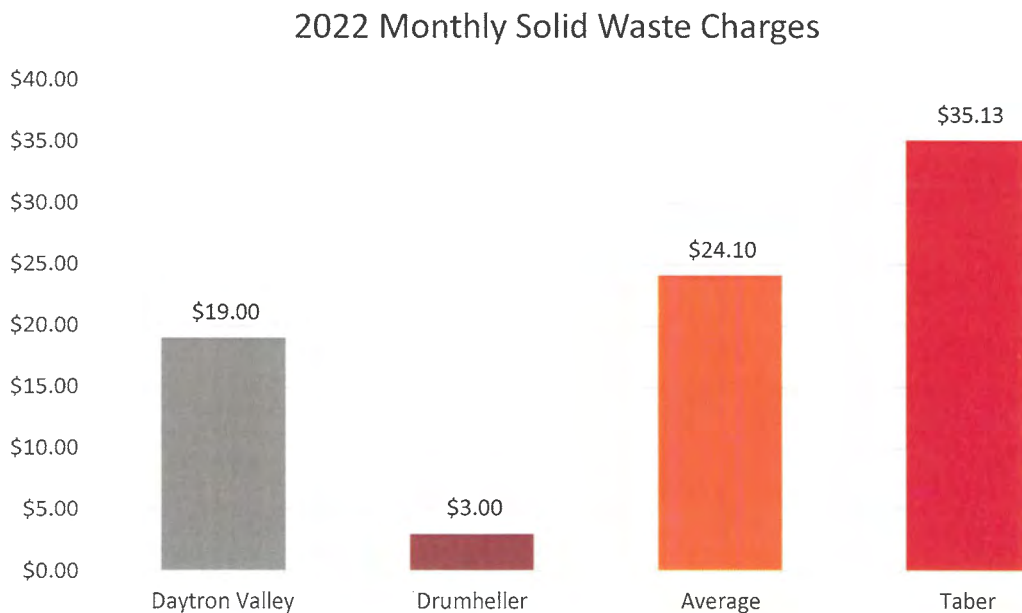
Details on operating expenses can be found in *Appendix 4*.

2023 Rates

The proposed 2023 solid waste and recycling fee will be \$9.45 per month for each account receiving related services.

Solid Waste and Recycling Rates - Comparable Municipalities

When compared to 9 similar municipalities, the Town's solid waste & recycling rates are significantly below average in 2022 as seen in *Graph 3* below. Transferring the garbage collection and disposal rates to the Utility will still be significantly below the average.



Graph 3

Comparable Municipalities

The following municipalities were chosen for comparative purposes based on similar populations:

- Blackfalds
- Coaldale
- Drayton Valley
- Edson
- Innisfail
- Morinville
- Olds

- Ponoka
- Taber

3-Year Financial Plans

As required by the Province of Alberta, 3-year financial plans have been prepared for both water and Wastewater. The plans are based on several assumptions and will be updated annually as new relevant information becomes available. The 3-year financial plans can be found in Appendices 2, 4 & 6.

FINANCIAL IMPACT:

The 2023 proposed utility budgets will provide funds required to provide services to the Town of Drumheller residents. Specific financial impacts can be seen in Appendices 1, 3 & 5.

STRATEGIC POLICY ALIGNMENT:

Adopting the 2023 utilities operating budget will ensure fiscal accountability and provides Administration with the legal authority to carry out the day-to-day transactions necessary to operate the municipal business efficiently and effectively.

COMMUNICATION STRATEGY:

Upon approval of the Utility Operating Budget, a media release will be circulated to local stakeholders and published in traditional and digital media.

MOTION:

That Council adopt the 2023 Utility Operating Budget and 3 Year Operating Financial Plan as presented.

SECONDED: Councillor _____

Mauricio Reyes

Prepared by:
Mauricio Reyes, CPA, CMA, CAMP
CFO/Director of Corporate & Community Services



Approved By:
Darryl E. Drohomerski, C.E.T.
Chief Administrative Officer

Town of Drumheller
2023 Water Operating Budget - Proposed

	2022 Approved Budget	2023 Proposed Budget	Change Increase / (Decrease)	Percentage
REVENUES				
Water Sales	\$ 3,888,187	\$ 4,136,467	\$ 248,280	6.4%
Contributions from Other Local Governments	\$ 80,520	\$ 80,520	\$ -	0.0%
Local Improvement Recoveries	\$ 56,000	\$ 56,000	\$ -	0.0%
Penalties	\$ 13,000	\$ 13,000	\$ -	0.0%
Other Income	\$ 10,000	\$ 11,000	\$ 1,000	10.0%
	\$ 4,047,707	\$ 4,296,987	\$ 249,280	6.2%
EXPENSES				
Salaries	\$ 767,411	\$ 839,504	\$ 72,093	9.4%
Employee Benefits	\$ 165,107	\$ 165,363	\$ 256	0.2%
Internet & Communications	\$ 15,275	\$ 16,395	\$ 1,120	7.3%
Education, Conventions & Memberships	\$ 8,850	\$ 8,850	\$ -	0.0%
Postage	\$ 12,000	\$ 12,000	\$ -	0.0%
Office	\$ 6,550	\$ 6,550	\$ -	0.0%
Travel	\$ 4,000	\$ 4,000	\$ -	0.0%
Advertising and Promotion	\$ 2,050	\$ 2,050	\$ -	0.0%
Collection Expenses & Bad Debts	\$ 4,000	\$ 4,000	\$ -	0.0%
Professional Fees	\$ 17,050	\$ 12,300	\$ (4,750)	-27.9%
Janitorial	\$ 4,875	\$ 4,875	\$ -	0.0%
Repairs & Maintenance	\$ 295,180	\$ 297,219	\$ 1,839	0.6%
Insurance	\$ 58,890	\$ 60,950	\$ 2,060	3.5%
Safety Materials & Supplies	\$ 5,100	\$ 5,100	\$ -	0.0%
Fuel	\$ 21,840	\$ 17,700	\$ (4,140)	-19.0%
Water Treatment Supplies	\$ 189,250	\$ 194,500	\$ 5,250	2.8%
Other Supplies	\$ 7,500	\$ 7,500	\$ -	0.0%
Utilities	\$ 265,845	\$ 256,225	\$ (9,620)	-3.6%
Interest	\$ 73,955	\$ 63,665	\$ (10,290)	-13.9%
Amortization	\$ 1,310,000	\$ 1,310,000	\$ -	0.0%
Admin Overhead & Franchise Fees	\$ 324,833	\$ 357,833	\$ 33,000	10.2%
Total Expenses	\$ 3,559,561	\$ 3,646,579	\$ 86,818	2.4%
Excess revenue over expenses	\$ 488,146	\$ 650,408	\$ 162,462	
Transfer to Water Reserve	\$ (488,146)	\$ (650,408)		
Grand Total	0	0		

Town of Drumheller
4 Year Financial Plan - Water

	2023 Proposed Budget	2024 Financial Forecast	2025 Financial Forecast	2026 Financial Forecast
REVENUES				
Water Sales	\$ 4,136,467	\$ 4,250,830	\$ 4,368,478	\$ 4,458,943
Contributions from Other Local Governments	\$ 80,520	\$ 80,520	\$ 80,520	\$ 80,520
Local Improvement Recoveries	\$ 56,000	\$ 56,000	\$ 56,000	\$ 56,000
Penalties	\$ 13,000	\$ 13,000	\$ 13,000	\$ 13,000
Other Income	\$ 11,000	\$ 11,500	\$ 11,500	\$ 11,500
	\$ 4,296,987	\$ 4,411,850	\$ 4,529,498	\$ 4,619,963
EXPENSES				
Salaries	\$ 839,504	\$ 859,970	\$ 880,946	\$ 902,448
Employee Benefits	\$ 165,363	\$ 169,559	\$ 173,859	\$ 178,267
Internet & Communications	\$ 16,395	\$ 15,570	\$ 15,750	\$ 19,940
Education, Conventions & Memberships	\$ 8,850	\$ 8,850	\$ 8,850	\$ 8,850
Postage	\$ 12,000	\$ 12,120	\$ 12,240	\$ 12,360
Office	\$ 6,550	\$ 6,550	\$ 6,550	\$ 6,550
Travel	\$ 4,000	\$ 4,000	\$ 4,000	\$ 4,000
Advertising and Promotion	\$ 2,050	\$ 2,050	\$ 2,050	\$ 2,050
Collection Expenses & Bad Debts	\$ 4,000	\$ 4,200	\$ 4,200	\$ 4,200
Professional Fees	\$ 12,300	\$ 9,800	\$ 9,800	\$ 9,800
Janitorial	\$ 4,875	\$ 4,875	\$ 4,875	\$ 4,875
Repairs & Maintenance	\$ 297,219	\$ 300,204	\$ 302,171	\$ 302,171
Insurance	\$ 60,950	\$ 63,390	\$ 65,920	\$ 68,560
Safety Materials & Supplies	\$ 5,100	\$ 5,100	\$ 5,100	\$ 5,100
Fuel	\$ 17,700	\$ 18,050	\$ 18,410	\$ 18,770
Water Treatment Supplies	\$ 194,500	\$ 199,750	\$ 199,750	\$ 199,750
Other Supplies	\$ 7,500	\$ 7,500	\$ 7,500	\$ 7,500
Electricity	\$ 174,735	\$ 189,120	\$ 190,830	\$ 195,350
Gas	\$ 78,490	\$ 83,450	\$ 88,820	\$ 94,150
Water and Sewer	\$ 3,000	\$ 3,120	\$ 3,240	\$ 3,370
Interest on Long-Term Debt	\$ 63,665	\$ 52,880	\$ 41,576	\$ 41,576
Amortization	\$ 1,310,000	\$ 1,310,000	\$ 1,310,000	\$ 1,310,000
Admin Overhead & Franchise Fees	\$ 357,833	\$ 382,833	\$ 407,833	\$ 432,833
Total Expenses	\$ 3,646,579	\$ 3,712,941	\$ 3,764,270	\$ 3,832,470
Excess revenue over expenses	\$ 650,408	\$ 698,909	\$ 765,228	\$ 787,493
Transfer to Water Reserve	\$ (650,408)	\$ (698,909)	\$ (765,228)	\$ (787,493)
Grand Total	\$ -	\$ -	\$ -	\$ -

Town of Drumheller
 2023 Wastewater Operating Budget - Proposed

	2022	2023	Change	
	Approved Budget	Proposed Budget	Amount	Percentage
REVENUES				
Wastewater Fees	\$ 2,100,787	\$ 2,482,490	\$ 381,703	18.2%
Other Income	\$ 6,000	\$ 6,000	\$ -	0.0%
Penalties	\$ 8,500	\$ 8,500	\$ -	0.0%
	\$ 2,115,287	\$ 2,496,990	\$ 381,703	18.0%
EXPENSES				
Salaries	\$ 629,529	\$ 648,779	\$ 19,250	3.1%
Employee Benefits	\$ 135,464	\$ 135,904	\$ 440	0.3%
Internet and Communications	\$ 14,250	\$ 15,340	\$ 1,090	7.6%
Education, Conventions & Memberships	\$ 3,900	\$ 3,900	\$ -	0.0%
Office	\$ 3,200	\$ 3,200	\$ -	0.0%
Postage	\$ 12,000	\$ 12,000	\$ -	0.0%
Travel and Subsistence	\$ 2,050	\$ 2,050	\$ -	0.0%
Advertising and Promotion	\$ 1,500	\$ 1,500	\$ -	0.0%
Collection Expenses & Bad Debts	\$ 2,000	\$ 2,000	\$ -	0.0%
Professional Fees	\$ 28,050	\$ 25,300	\$ (2,750)	-9.8%
Repairs and Maintenance	\$ 360,790	\$ 352,178	\$ (8,612)	-2.4%
Insurance	\$ 50,100	\$ 51,900	\$ 1,800	3.6%
Safety Materials & Supplies	\$ 3,000	\$ 3,000	\$ -	0.0%
Janitorial	\$ 1,500	\$ 1,500	\$ -	0.0%
Fuel	\$ 21,000	\$ 20,000	\$ (1,000)	-4.8%
Other Supplies	\$ 2,325	\$ 2,325	\$ -	0.0%
Wastewater Treatment Supplies	\$ 85,425	\$ 86,849	\$ 1,424	1.7%
Utilities	\$ 288,650	\$ 305,305	\$ 16,655	5.8%
Interest on Long-term Debt	\$ 101,728	\$ 92,787	\$ (8,941)	-8.8%
Amortization	\$ 855,000	\$ 855,000	\$ -	0.0%
Admin Overhead & Franchise Fees	\$ 132,550	\$ 159,550	\$ 27,000	20.4%
Total Expenses	\$ 2,734,011	\$ 2,780,367	\$ 46,356	1.7%
Excess revenue over expenses	\$ (618,724)	\$ (283,377)		
Transfer from Wastewater Reserve	\$ 618,724	\$ 283,377		
Grand Total	\$ -	\$ -		

Town of Drumheller
4 Year Financial Forecast - Wastewater

	2023 Proposed Budget	2024 Financial Forecast	2025 Financial Forecast	2026 Financial Forecast
REVENUES				
Wastewater Fees - Drumheller	\$ 2,482,490	\$ 2,608,085	\$ 2,741,184	\$ 2,878,742
Other Income	\$ 6,000	\$ 6,000	\$ 6,000	\$ 6,000
Penalties	\$ 8,500	\$ 8,500	\$ 8,500	\$ 8,500
	\$ 2,496,990	\$ 2,622,585	\$ 2,755,684	\$ 2,893,242
EXPENSES				
Salaries	\$ 648,779	\$ 665,281	\$ 682,197	\$ 694,369
Employee Benefits	\$ 135,904	\$ 139,312	\$ 142,805	\$ 145,301
Internet and Communications	\$ 15,340	\$ 14,440	\$ 15,550	\$ 15,670
Education, Conventions & Memberships	\$ 3,900	\$ 3,900	\$ 3,900	\$ 3,900
Office	\$ 3,200	\$ 3,200	\$ 3,200	\$ 3,200
Postage	\$ 12,000	\$ 12,000	\$ 12,000	\$ 12,000
Travel and Subsistence	\$ 2,050	\$ 2,050	\$ 2,050	\$ 2,050
Advertising and Promotion	\$ 1,500	\$ 1,500	\$ 1,500	\$ 1,500
Collection Expenses & Bad Debts	\$ 2,000	\$ 2,000	\$ 2,000	\$ 2,000
Professional Fees	\$ 25,300	\$ 22,800	\$ 22,800	\$ 22,800
Repairs and Maintenance	\$ 352,178	\$ 354,942	\$ 357,106	\$ 357,106
Insurance	\$ 51,900	\$ 53,970	\$ 56,380	\$ 58,740
Safety Materials & Supplies	\$ 3,000	\$ 3,000	\$ 3,000	\$ 3,000
Janitorial	\$ 1,500	\$ 1,500	\$ 1,500	\$ 1,500
Fuel	\$ 20,000	\$ 20,400	\$ 20,810	\$ 21,230
Other Supplies	\$ 2,325	\$ 2,325	\$ 2,325	\$ 2,325
Wastewater Treatment Supplies	\$ 86,849	\$ 87,777	\$ 88,011	\$ 88,011
Electricity	\$ 233,275	\$ 254,860	\$ 260,160	\$ 264,670
Natural Gas	\$ 72,030	\$ 76,380	\$ 81,170	\$ 86,040
Interest on Long-term Debt	\$ 92,787	\$ 84,107	\$ 75,055	\$ 75,055
Amortization	\$ 855,000	\$ 855,000	\$ 855,000	\$ 855,000
Admin Overhead & Franchise Fees	\$ 159,550	\$ 184,550	\$ 209,550	\$ 234,550
Total Expenses	\$ 2,780,367	\$ 2,845,294	\$ 2,898,069	\$ 2,950,017
Excess revenue over expenses	\$ (283,377)	\$ (222,709)	\$ (142,385)	\$ (56,775)
Transfer from Wastewater Reserve	\$ 283,377	\$ 222,709	\$ 142,385	\$ 56,775
Grand Total	\$ -	\$ -	\$ -	\$ -

Town of Drumheller
 2022 Solid Waste & Recycling Operating Budget

	2023 Proposed Budget
<u>REVENUES</u>	
Solid Waste Fees	\$ 259,910
Recycling Fees	\$ 132,400
Penalties	\$ 500
	\$ 392,810
<u>EXPENSES</u>	
Admin Overhead & Franchise Fees	\$ 15,000
Collection Expenses & Bad Debts	\$ 500
Contracted Services	\$ 213,500
Landfill & Disposal Fees	\$ 160,510
Memberships	\$ 300
Repairs & Maintenance	\$ 3,000
Total Expenses	\$ 392,810
Excess revenue over expenses	\$ -

Town of Drumheller
 4 Year Financial Forecast - Solid Waste & Recycling

	2023 Proposed Budget	2024 Financial Forecast	2025 Financial Forecast	2026 Financial Forecast
REVENUES				
Solid Waste Fees	\$ 259,910	\$ 266,880	\$ 274,056	\$ 281,444
Recycling Fees	\$ 132,400	\$ 132,400	\$ 132,400	\$ 132,400
Penalties	\$ 500	\$ 500	\$ 500	\$ 500
	\$ 392,810	\$ 399,780	\$ 406,956	\$ 414,344
EXPENSES				
Admin Overhead & Franchise Fees	\$ 15,000	\$ 15,450	\$ 15,914	\$ 16,391
Collection Expenses & Bad Debts	\$ 500	\$ 515	\$ 530	\$ 546
Contracted Services	\$ 213,500	\$ 219,905	\$ 226,502	\$ 233,297
Landfill & Disposal Fees	\$ 160,510	\$ 160,610	\$ 160,710	\$ 160,810
Memberships	\$ 300	\$ 300	\$ 300	\$ 300
Repairs & Maintenance	\$ 3,000	\$ 3,000	\$ 3,000	\$ 3,000
Total Expenses	\$ 392,810	\$ 399,780	\$ 406,956	\$ 414,344
Excess revenue over expenses	\$ -	\$ -	\$ -	\$ -

REQUEST FOR DIRECTION

TITLE:	2023 Operating Budget and 4-Year Financial Plan - Proposed
DATE:	December 5, 2022
PRESENTED BY:	Mauricio Reyes, CPA, CMA, CAMP Director of Corporate and Community Services
ATTACHMENT:	Appendix 1 - 2023 Operating Budget – Condensed Appendix 2 - Summary of Significant Cost Increases Appendix 3 – 2023 Tax Increases in Comparable Municipalities Appendix 4 – 4 Year Financial Plan Summary Appendix 5 – Detailed Budget and Plan

SUMMARY:

Administration is seeking Council review of and direction regarding the 2023 Operating Budget.

RECOMMENDATION:

Administration requests that Council direct any desired amendments to the proposed 2023 Operating Budget. A more detailed discussion of the budget is proposed for the December 12, 2022 Committee of the Whole meeting.

DISCUSSION:

Section 245 of the MGA states that *"Each council must adopt an operating budget for each calendar year."*

Once Council has reviewed and provided direction, Administration will be able to bring the proposed 2023 operating budget for adoption.

MUNICIPAL REVENUES HIGHLIGHTS

Municipal Taxes

In 2022, the Town did not experience an increase in its tax revenue. To meet the municipal requirements in 2023, Administration estimates a 6.2 percent increase in tax revenue.

User Fees & Rentals

In the 2023 proposed budget, Administration recommends a 2.5 percent increase in user fees due to increased costs.

Franchise Fees

In 2023, franchise fee rates are being maintained at current rates. In 2023, Administration will review franchise fee rates and make a recommendation to Council for the 2024 budget year. The budget for franchises will remain unchanged in 2023.

Government Transfers

Operating grants from other levels of government include MSI operating, FCSS grants, policing grants, and other grants. Most of the decrease in government transfers relates to lower grants budgeted under community events.

Investment Revenue

In 2023, investment revenue is projected to be slightly higher than in 2022. Although interest rates have increased, Administration expects funds under portfolio investments to decrease due to increased capital activity.

MUNICIPAL EXPENSES HIGHLIGHTS

External Contract Costs

The RCMP recently settled a new collective agreement and the anticipated increase in salaries and other expenses results in an approximate 4% increase in taxation for 2023.

Personnel

The proposed 2023 operating budget includes wage and benefit increases of approximately \$646,262. The increases are due to increased staffing, movements on the salary grid, and positions added in 2022 now being budgeted for the full year. The Town will be entering negotiations with the two unions in the upcoming months; therefore, a contingency for salary increases has been set aside. This contingency, however, is not included in personnel costs.

In 2023, Administration is seeking approval for five new positions. Below is a brief description of the new position requests and the total staffing cost, including benefits:

Parks Equipment Operator 1 (\$77,000) – Permanent Full-time

This position will provide support in the areas of park maintenance, irrigation repairs, tree trimming, and snow removal. This position aligns with Council's beautification initiatives. This position was established in 2022 as per Council's direction, and Administration is seeking formal approval as part of the 2023 budget process.

Parks Equipment Operator 1 (\$77,000) – Permanent Full-time

This position will provide support in the areas of park maintenance, irrigation repairs, tree trimming, and snow removal. This position aligns with Council's beautification initiatives. This position was established in 2022 as per Council's direction, and Administration is seeking formal approval as part of the 2023 budget process.

Safety Codes Clerk (\$55,500) – Permanent Full-time

This position was created in the late summer of 2022. Currently, the Town has a contract with Palliser Services to provide safety code services, however, that position was never in the organization structure and has been filling the need with multiple staff incurring overtime. To meet current demands, Administration is seeking approval for this position in the 2023 budget.

Inmate Supervisor (\$77,500) – Permanent Full-time

In prior years, this has been a seasonal position in the Infrastructure area. In 2022, the position was converted to a permanent full-time position and moved to the Protective Services area. This position will undertake the work for bylaw infractions such as snow clearing and weed removal

that is currently contacted out, which will result in internalizing revenue and offsetting the salary cost.

Procurement Officer (\$80,300) – Temporary Full-time - Capital Budget Funded

In prior years, procurement activities have been done by the Senior Administrative Assistant for Corporate and Infrastructure Services Due to increased activity in the capital budget and the flood mitigation project, Administration is seeking the creation of a temporary Procurement Officer position. Administration's intent is to have this position for approximately four (4) years. As most of the work being done under this position relates to the capital budget, Administration recommends funding this position using the capital budget like the capital project manager positions approved in 2022.

Grants to Organizations & Individuals

These expenses consist of cash and in-kind contributions to the community. Examples include the library requisition, the recreation fee assistance program (RFAP), and contributions to Valley Bus Society, to name a few. The increase in 2023 is mostly due to the community assistance grant being relocated from contracted & general services to grants to organizations and individuals. As this is a relocation between expenses, there is no tax impact.

Requisitions

Alberta Education requisitions have been maintained at the 2022/23 levels. Other requisitions have also been adjusted accordingly.

Amortization/Transfers to Reserves

In 2023, the budget for amortization expense has been maintained at similar levels as in 2022. This will impact transfers to capital reserves.

Debt Servicing Costs

In 2023, borrowing costs are expected to be slightly higher. These costs are expected to increase as the Town increases borrowing to fund certain capital projects.

BUDGET RISKS

Budget risks include, but are not limited to:

- Increased risk of inflationary pressures due to increased monetary policy by central banks
- Asset deterioration due to deferred maintenance, rehabilitation, or restoration
- Delay in getting certain supplies due to supply chain disruptions
- Increased uncollectible utility account balances

4 YEAR OPERATING PLAN

Administration has prepared the 4 Year Operating Plan ("the Operating Plan") for years starting in 2023 and ending in 2026. The Operating Plan provides Council with a forecast of operating expenditures coming up in the next four years (including 2023) based on the current and future needs of the organization and the community as a whole. By looking at the Operating Plan, Council can take a long-term view before the 2023 Operating Budget is approved.

It is essential to know that the Operating Plan does not provide a complete picture of the operating needs of the community and the organization, as certain operating expenditures are added when they become known by Administration.

FINANCIAL IMPACT:

The tax-supported operating budget reflects a municipal requisition of \$9,716,650 and an operating reserve withdrawal of \$330,884 in 2023.

WORKFORCE AND RESOURCES IMPACT:

N/A

STRATEGIC POLICY ALIGNMENT:

Once adopted, the 2023 operating budget will ensure fiscal accountability and provide Administration with the legal authority to carry out strategic initiatives identified for 2023.

COMMUNICATION STRATEGY:

Communication of the adopted budget will include a media release and distribution on social media platforms, and a copy will be uploaded to the Town website at www.drumheller.ca.

Mauricio Reyes

Prepared by:
Mauricio Reyes, CPA, CMA, CAMP
Director of Corporate & Community Services



Approved By:
Darryl E. Drohomerski, C.E.T.
Chief Administrative Officer

Town of Drumheller
 2023 Tax Supported Operating Budget - Condensed

	2022 Approved Budget	2023 Proposed Budget	Increase / (Decrease)
REVENUES			
Net Municipal Taxes	\$ 9,147,735	\$ 9,719,650	\$ 571,915
User Fees, Rentals, Licenses and Fines	\$ 1,836,350	\$ 1,957,425	\$ 121,075
Franchise Fees	\$ 1,863,545	\$ 1,913,545	\$ 50,000
Government Transfers	\$ 1,170,056	\$ 925,545	\$ (244,511)
Investment Revenue	\$ 475,000	\$ 500,000	\$ 25,000
Other Revenue & Internal Transfers	\$ 928,232	\$ 964,842	\$ 36,610
Transfers from reserves	\$ 202,516	\$ 330,884	\$ 128,368
Total Revenues	\$ 15,623,434	\$ 16,311,891	\$ 688,457
EXPENSES			
Salaries, wages & benefits	\$ 5,640,562	\$ 6,286,824	\$ 646,262
Policing Contract	\$ 1,517,632	\$ 1,894,780	\$ 377,148
Contracted & general Services	\$ 3,959,172	\$ 3,462,106	\$ (497,066)
Utilities	\$ 1,292,040	\$ 1,282,200	\$ (9,840)
Materials & goods	\$ 747,860	\$ 805,407	\$ 57,547
Grants to Organizations & Individuals	\$ 553,540	\$ 604,115	\$ 50,575
Debt Servicing Costs	\$ 171,393	\$ 192,874	\$ 21,481
Amortization	\$ 1,609,960	\$ 1,639,960	\$ 30,000
Other Expenses	\$ 131,275	\$ 143,625	\$ 12,350
Total Expenses	\$ 15,623,434	\$ 16,311,891	\$ 688,457
	\$ -	\$ -	\$ -

Appendix 2 - Summary of Significant Cost Changes

Item	Amount	Equivalent Tax Increase
RCMP Contract	\$ 377,148.00	4.1%
2023 New Positions - Net Impact	\$ 202,593.00	2.2%
Net increase of other costs	\$ 496,035.00	5.4%
Relocation of Solid Waste Expenses to Utilities	\$ (387,710.00)	-4.2%
Total Increase in Costs	\$ 688,066.00	7.5%
Net increase in other revenues	\$ (248,942.00)	-2.7%
Relocation of Solid Waste Revenues to Utilities	\$ 132,400.00	1.4%
Tax increase required	\$ 571,524.00	6.2%

2022 Municipal Tax Requisition

\$ 9,147,735.00

Appendix 3 - 2023 Tax Revenue Requirement Increases in comparable Municipalities

Municipality	Population	Proposed/Approved Increase
Blackfalds	11,530	4.76%
Morinville	10,442	10.00%
Olds	9,577	5.00%
Taber	8,988	4.56%
Banff	8,905	10.26%
Edson	8,000	8.25%
Ponoka	7,326	4.00%
Slave Lake	6,836	5.90%
Devon	6,632	5.67%
Average Increase		6.49%

Appendix 4
Town of Drumheller
4 Year Financial Plan Summary

Departments	2023 Proposed Budget	2024 Financial Plan	2025 Financial Plan	2026 Financial Plan
0001 General Municipal Revenues	\$ (12,793,196)	\$ (13,160,394)	\$ (13,629,196)	\$ (14,003,881)
1101 Legislative	\$ 430,920	\$ 424,202	\$ 448,848	\$ 423,848
1201 General Administration	\$ 979,064	\$ 1,010,385	\$ 1,035,393	\$ 1,038,193
1202 Town Hall	\$ 148,375	\$ 153,560	\$ 157,130	\$ 156,970
1203 Computer Services	\$ 287,305	\$ 293,110	\$ 295,035	\$ 297,080
1204 Communications/Public Relations	\$ 204,305	\$ 190,520	\$ 194,128	\$ 193,138
2101 Police Services	\$ 1,967,533	\$ 1,972,624	\$ 2,031,139	\$ 2,081,424
2301 Fire Protection	\$ 594,884	\$ 638,125	\$ 676,485	\$ 681,935
2401 Disaster Services - Risk Management	\$ 180,477	\$ 295,147	\$ 290,856	\$ 106,076
2601 Safety Codes - Drumheller	\$ 39,201	\$ 39,786	\$ 40,383	\$ 40,393
2602 Safety Codes - Palliser	\$ 2,814	\$ 4,325	\$ 5,863	\$ 5,863
2603 Development Permits	\$ 76,830	\$ 78,208	\$ 79,629	\$ 79,649
2610 Animal Control	\$ 14,575	\$ 14,575	\$ 14,575	\$ 14,575
2611 Weed Control	\$ 32,030	\$ 32,100	\$ 32,150	\$ 32,200
2612 Mosquito Control	\$ 47,625	\$ 47,625	\$ 47,625	\$ 47,625
3101 Engineering Administration	\$ 449,456	\$ 454,675	\$ 459,996	\$ 460,076
3102 Workshop and Yards	\$ 539,089	\$ 552,604	\$ 563,262	\$ 568,182
3202 Roads and Streets	\$ 1,099,050	\$ 1,144,625	\$ 1,386,587	\$ 1,871,287
3203 Street Lighting	\$ 460,010	\$ 478,310	\$ 490,540	\$ 500,210
3204 Traffic Services	\$ 52,705	\$ 52,915	\$ 52,915	\$ 52,915
3301 Airport	\$ 129,195	\$ 141,534	\$ 129,310	\$ 129,970
5101 FCSS Administration	\$ 44,336	\$ 48,044	\$ 50,523	\$ 50,573
5103 Seniors Services	\$ 18,153	\$ 19,143	\$ 20,212	\$ 20,727
5105 Seasonal FCSS Programs	\$ 1,589	\$ 2,091	\$ 1,593	\$ 1,593
5106 Youth Services	\$ 10,038	\$ 21,838	\$ 21,838	\$ 21,838
5121 Indirect Programs	\$ 30,000	\$ 30,000	\$ 30,000	\$ 30,000
5303 Non-FCSS Programs - Community Social Services	\$ 109,744	\$ 110,244	\$ 110,244	\$ 110,244
5601 Cemetery	\$ (5,218)	\$ (4,277)	\$ (14,912)	\$ (14,782)
6101 Municipal Planning	\$ 123,500	\$ 128,500	\$ 133,500	\$ 133,500
6201 Economic Development	\$ 219,607	\$ 222,826	\$ 226,599	\$ 225,624
6202 Valley Bus Society	\$ 80,155	\$ 80,155	\$ 80,155	\$ 80,155
6204 Tourism	\$ 78,295	\$ 79,410	\$ 80,534	\$ 81,244
6601 Subdivisions and Developments	\$ 12,700	\$ 12,700	\$ 12,700	\$ 12,700
6602 Land Rentals	\$ (32,900)	\$ (32,900)	\$ (32,900)	\$ (32,900)
6701 Public Housing	\$ 95,855	\$ 96,445	\$ 97,055	\$ 97,685
6902 Tourist Info / DRCDT	\$ 7,830	\$ 8,140	\$ 8,470	\$ 8,810
6904 Old Cells	\$ 5,670	\$ 6,000	\$ 6,190	\$ 6,340
6905 RCMP Building	\$ 51,290	\$ 54,190	\$ 55,860	\$ 57,625
7201 Recreation Administration	\$ 325,160	\$ 325,240	\$ 325,820	\$ 325,900
7202 Aquaplex	\$ 735,474	\$ 756,986	\$ 778,152	\$ 786,052
7203 Arena	\$ 538,782	\$ 509,354	\$ 521,156	\$ 527,246
7204 Parks and Playgrounds	\$ 685,248	\$ 708,435	\$ 704,820	\$ 709,020
7205 Seasonal Recreation Programs	\$ 25,047	\$ 26,016	\$ 27,751	\$ 27,261
7206 Curling Club	\$ 10,750	\$ 12,100	\$ 12,730	\$ 14,030
7402 Library	\$ 355,685	\$ 370,200	\$ 373,510	\$ 373,720
7404 Community Facility	\$ 1,315,221	\$ 1,330,885	\$ 1,340,452	\$ 1,342,732
7411 Community Events	\$ 215,742	\$ 219,674	\$ 225,295	\$ 225,335
Total Tax Supported	\$ -	\$ -	\$ -	\$ -

	2019	2020	2021	2022	2022	2023	2024	2025	2026
	YTD Actuals	YTD Actuals	YTD Actuals	YTD Actuals	Budget	Proposed	Financial	Financial	Financial
						Budget	Plan	Plan	Plan
0001 General Municipal Revenues									
1-111 Residential	(5,541,010)	(5,498,061)	(5,551,204)	(5,685,257)	(5,685,245)	(6,082,263)	(6,325,336)	(6,657,879)	(6,974,148)
1-112 Commercial	(2,407,381)	(2,459,790)	(2,430,457)	(2,445,060)	(2,490,475)	(2,665,372)	(2,729,598)	(2,800,708)	(2,940,033)
1-113 Industrial	(30,653)	(33,144)	(39,576)	(37,836)	(40,496)	(40,496)	(41,118)	(41,749)	(41,749)
1-114 Linear	(439,806)	(428,831)	(435,028)	(458,081)	(445,141)	(445,141)	(451,976)	(458,914)	(458,914)
1-116 Farmland	(11,385)	(11,651)	(12,028)	(12,277)	(12,308)	(12,308)	(12,497)	(12,679)	(12,679)
1-117 Grants: Property Tax Residential	(68,813)	(69,833)	(72,734)	(77,551)	(74,425)	(74,425)	(75,568)	(76,728)	(76,728)
1-118 Grants: Property Tax Non-Residential	(388,278)	(378,686)	(390,566)	(402,688)	(399,645)	(399,645)	(405,782)	(412,011)	(412,011)
1-119 DI Properties Requisition	(2,864)	(2,671)	(2,655)						
1-511 Penalties	(149,619)	(119,020)	(154,597)	(157,369)	(155,000)	(160,000)	(160,000)	(160,000)	(160,000)
1-521 License (specify)	(130,989)	(118,381)	(124,228)	(133,389)	(125,000)	(130,000)	(130,000)	(130,000)	(130,000)
1-541 Franchise Tax: Electrical/Gas	(1,784,107)	(1,801,955)	(1,805,350)	(1,647,578)	(1,863,545)	(1,913,545)	(2,011,381)	(2,114,109)	(2,114,109)
1-551 Interest on Investments	(469,960)	(591,027)	(332,415)	(62,348)	(475,000)	(500,000)	(525,000)	(550,000)	(550,000)
1-941 Drawn from Operating Reserve					(50,000)	(50,000)	(50,000)	(50,000)	(50,000)
1-961 Transfer from (specify department)	(288,720)	(288,750)	(288,750)	(311,633)	(311,633)	(336,633)	(361,633)	(386,633)	(411,633)
1-962 Transfer from (specify department)	(123,750)	(123,750)	(123,750)	(123,750)	(123,750)	(148,750)	(173,750)	(198,750)	(223,750)
1-963 Transfer from (specify department)						(15,000)	(15,000)	(15,000)	(15,000)
1-991 Other Income	(2,730)	(1,190)	(2,812)	(2,647)	(1,700)	(1,700)	(1,700)	(1,700)	(1,700)
1-992 Contributions: Community Organizations	(16,832)	(15,901)							
2-291 Other General Services						182,082	309,945	437,664	568,573
Total 0001 General Municipal Revenues	(11,856,897)	(11,942,641)	(11,766,150)	(11,557,464)	(12,253,363)	(12,793,196)	(13,160,394)	(13,629,196)	(14,003,881)
1101 Legislative									
1-843 Conditional Programs			(15,964)						
1-991 Other Income		(144)		(209)					
2-111 Salaries	49,745	31,158	46,473	40,038	42,743	45,263	46,135	47,024	47,024
2-151 Payroll Benefits	47,073	39,781	47,437	48,588	48,216	48,775	49,759	50,762	50,762
2-152 Wellness Program		87	192	242					
2-171 Council Wages	193,643	185,807	201,897	177,450	208,577	208,577	212,493	216,487	216,487
2-214 Conventions/Registrations	8,296	1,027	4,350	6,470	10,125	10,300	10,300	10,300	10,300
2-217 Travel and Subsistence	18,975	2,203	3,769	8,610	17,500	17,850	17,850	17,850	17,850
2-221 Advertising and Promotion	6,285	4,735	6,073	4,805	6,550	6,700	6,700	6,700	6,700
2-272 Insurance and Bond Premiums	525	525	525	525	540	550	560	570	570
2-291 Other General Services		52	13,161	3,813	55	55	55	25,055	55
2-295 Project: (specify)	3,452	862	1,721	2,430	2,700	2,700	2,700	2,700	2,700
2-296 Project: (specify)	4,343		2,580	3,082	5,000	5,000	5,000	5,000	5,000
2-515 Stationery, Office Supplies	1,569	702	1,608	751	1,350	1,400	1,400	1,400	1,400
2-771 Grant: (specify) individuals, community		500		83,502	51,250	83,750	71,250	65,000	65,000
Total 1101 Legislative	333,906	267,295	313,822	380,097	394,606	430,920	424,202	448,848	423,848
1201 General Administration									
1-431 Sale of Service	(24,870)	(22,744)	(29,150)	(31,767)	(28,000)	(30,750)	(33,760)	(36,770)	(39,780)
1-446 Developers Agreements	(10,632)	(5,490)	(14,805)	(5,603)					
1-843 Conditional Programs	(258,647)	(75,655)	(257,145)	(317,145)	(302,145)	(272,145)	(257,145)	(257,145)	(257,145)
1-961 Transfer from (specify department)	(1,200)	(1,200)	(1,200)	(1,200)	(1,200)	(1,200)	(1,200)	(1,200)	(1,200)
1-991 Other Income	(17,679)	(14,168)	(16,803)	(36,948)	(22,000)	(17,000)	(17,000)	(17,000)	(17,000)
2-111 Salaries	461,184	477,884	534,596	496,489	591,905	624,254	636,950	649,899	649,899
2-151 Payroll Benefits	106,260	82,664	106,391	92,207	123,660	128,005	130,670	133,389	133,389
2-152 Wellness Program	1,078	867	2,222	1,438	2,500	2,500	2,500	2,500	2,500
2-214 Conventions/Registrations	681	697	698	3,476	6,175	6,210	6,210	6,210	6,210
2-215 Postage	10,940	9,881	9,034	5,054	9,500	11,000	11,110	11,220	11,330
2-216 Telephone	20,674	11,790	10,345	14,726	11,200	12,400	11,600	11,800	13,000
2-217 Travel and Subsistence	5,888	799	10,077	15,837	7,800	7,950	7,950	7,950	7,950
2-218 Meeting Expense	3,283	3,358	3,311	2,973	3,930	3,930	3,930	3,930	3,930
2-221 Advertising and Promotion	1,112	2,739	4,769	6,928	3,500	3,500	3,500	3,500	3,500
2-222 Municipal Membership Fees	15,735	17,417	18,593	18,007	20,985	20,890	20,890	20,890	20,890
2-223 Printing and Binding	5,721	7,852	4,844	2,571	8,150	8,150	8,150	8,150	8,150
2-231 Accounting and Audit	26,400	36,351	36,200		35,000	31,000	29,350	30,250	33,650
2-232 Assessors	112,540	97,988	94,065	84,743	94,625	95,660	96,830	97,830	98,790
2-234 Education	2,797	4,504	7,517	5,490	21,550	15,000	15,000	15,000	15,000
2-237 Legal and Collection	36,008	33,702	29,569	19,290	30,000	30,000	30,000	30,000	30,000
2-238 Medical	5,242	5,242	5,242	5,812	5,200	5,300	5,355	5,410	5,465
2-239 Other Professional	56,506	57,680	45,529	6,798	30,400	22,500	17,500	17,500	17,500
2-252 Repairs: Equipment	2,970		647	914	3,675	3,900	3,925	3,950	3,975
2-262 Rental/Lease: Equipment/Furnishings	3,905	7,763	6,744	7,497	6,505	6,505	6,505	6,505	6,505
2-272 Insurance and Bond Premiums	1,350	1,465	2,069	1,153	1,350	1,480	1,540	1,600	1,660
2-291 Other General Services	9,749	2,888	10,671	7,468	17,850	17,850	17,850	17,850	17,850
2-295 Project: (specify)	6,000	75,563	500	23,844	12,500				
2-515 Stationery, Office Supplies	17,492	15,822	19,079	8,696	19,250	19,750	19,750	19,750	19,750
2-519 Other General Supplies	2,312	4,738	3,503	111	2,500	2,500	2,500	2,500	2,500
2-761 Contributed to Capital Reserves	75,132		20,295						
2-771 Grant: (specify) individuals, community						12,500	12,500	12,500	12,500
2-812 Penalties, Interest, Overdraft	12,718	5,217	3,641	2,403	8,000	8,500	8,500	8,500	8,500

	2019	2020	2021	2022	2022	2023	2024	2025	2026
	YTD Actuals	YTD Actuals	YTD Actuals	YTD Actuals	Budget	Proposed	Financial	Financial	Financial
						Budget	Plan	Plan	Plan
2-813 POS - Over/Short	(78)		660						
2-911 Rebates	28,589	34,545	12,772	65,391	15,675	15,925	15,925	15,925	15,925
2-912 Discounts	3,239								
2-926 Uncollectable Accounts	26,619	91,865	77,812	4,253	50,000	60,000	70,000	80,000	80,000
2-930 Amortization Expense	123,303	135,865	151,464		118,000	118,000	118,000	118,000	118,000
2-961 Transfer to (specify department)	4,980	5,000	5,000	5,000	5,000	5,000	5,000	5,000	5,000
2-969 Transfer to BCF	1,665								
Total 1201 General Administration	878,966	1,112,889	918,756	515,906	913,040	979,064	1,010,385	1,035,393	1,038,193
1202 Town Hall									
1-991 Other Income		(57)		(17)					
2-111 Salaries	19,796	23,397	19,193	869					
2-151 Payroll Benefits	4,230	4,056	3,787	91					
2-152 Wellness Program	53		150		75	75	75	75	75
2-216 Telephone	1,893	1,739	4,808	640	1,500	1,000	1,020	1,040	1,060
2-241 Janitorial Services	29,751	20,695	18,633	14,610	29,850	29,850	29,850	29,850	29,850
2-251 Repairs: Buildings	3,026	37,503	36,094	7,402	40,000	45,150	45,150	45,150	45,150
2-252 Repairs: Equipment	2,118	433	667	350	2,900	1,400	1,400	3,900	1,400
2-253 Repairs: Other	4,638	11,251	7,061	2,356	5,150				
2-272 Insurance and Bond Premiums	6,089	7,233	7,332	8,359	7,500	8,690	9,040	9,400	9,780
2-291 Other General Services	10,021	11,160	7,786	14,102	13,245	9,795	9,845	9,895	9,895
2-511 Safety Materials, Clothing & Shoes	768	444	847	709	850	875	875	875	875
2-518 Janitorial Supplies	13	56	290	39	225	225	225	225	225
2-519 Other General Supplies	2,334	2,528	814	1,131	2,000	2,000	3,200	2,000	2,000
2-521 Fuel Oil Grease	1,079	997	737	1,762	1,050	2,000	2,040	2,080	2,120
2-531 Chemicals and Salts	31	671			750	750	750	750	750
2-541 Utilities: Electricity	29,059	23,987	26,592	19,723	27,765	26,295	28,585	29,045	29,615
2-542 Utilities: Gas	16,609	19,165	13,054	8,766	22,680	18,270	19,425	20,685	21,925
2-543 Utilities: Water and Sewer	1,651	2,095	1,827	1,355	2,200	2,000	2,080	2,160	2,250
Total 1202 Town Hall	133,159	167,353	149,672	82,247	157,740	148,375	153,560	157,130	156,970
1203 Computer Services									
1-451 Custom Work	(1,395)	(435)	(300)	(225)		(300)	(300)	(300)	(300)
1-961 Transfer from (specify department)	(1,200)	(1,200)	(1,200)	(1,200)	(1,200)	(1,200)	(1,200)	(1,200)	(1,200)
1-963 Transfer from (specify department)	(8,000)	(8,000)	(8,000)	(12,000)	(12,000)	(20,000)	(20,000)	(20,000)	(20,000)
1-964 Transfer from (specify department)	(8,000)	(8,000)	(8,000)	(8,000)	(8,000)	(10,000)	(10,000)	(10,000)	(10,000)
1-991 Other Income	(352)	(197)							
2-226 Internet	21,482	27,912	34,275	14,427	27,280	27,980	28,180	28,430	28,730
2-227 Software and Upgrades	70,210	71,804	131,541	113,955	80,670	112,125	113,730	115,405	117,150
2-234 Education		9,836	1,613		6,000	2,000	6,000	6,000	6,000
2-252 Repairs: Equipment	11,231	11,792	23,501	21,939	11,700	11,700	11,700	11,700	11,700
2-275 Software Support/Upgrades	96,786	147,550	170,827	144,410	132,210	143,000	143,000	143,000	143,000
2-291 Other General Services			4,843	5,297					
2-515 Stationery, Office Supplies	1,449	375		2,624	2,000	2,000	2,000	2,000	2,000
2-519 Other General Supplies	27,827	16,805	17,254	64,089	21,500	20,000	20,000	20,000	20,000
Total 1203 Computer Services	210,038	268,242	366,354	345,316	260,160	287,305	293,110	295,035	297,080
1204 Communications/Public Relations									
1-991 Other Income	(521)	(2,228)		(67)					
2-111 Salaries	71,668	62,179	74,384	108,231	117,608	117,605	105,027	107,474	107,474
2-151 Payroll Benefits	23,163	12,514	15,282	23,011	26,021	26,020	23,233	23,774	23,774
2-152 Wellness Program		259	500	417	1,000	1,000	1,000	1,000	1,000
2-214 Conventions/Registrations					1,600	1,600	1,600	1,600	1,600
2-216 Telephone	432	527	1,762	784	1,875	1,000	2,010	2,020	1,030
2-217 Travel and Subsistence	1,385				1,300	1,300	1,300	1,300	1,300
2-218 Meeting Expense	93				300	300	300	300	300
2-221 Advertising and Promotion	29,867	36,762	41,590	35,460	38,400	39,380	39,900	40,460	40,460
2-222 Municipal Membership Fees	73		175	499	350	350	350	350	350
2-227 Software and Upgrades				6,061	13,200	7,950	8,000	8,050	8,050
2-234 Education	1,659	50	1,550	50	1,100	1,100	1,100	1,100	1,100
2-239 Other Professional	8,950	1,500							
2-275 Software Support/Upgrades	2,402	16,793	14,238	1,188					
2-291 Other General Services			150						
2-295 Project: (specify)	203	9,221	19,563	6,540	6,000	6,000	6,000	6,000	6,000
2-515 Stationery, Office Supplies	597	147	167	235	500	500	500	500	500
2-519 Other General Supplies		172	40		200	200	200	200	200
2-969 Transfer to BCF	1,575								
Total 1204 Communications/Public Relations	141,546	137,896	169,401	182,409	209,454	204,305	190,520	194,128	193,138
2101 Police Services									
1-432 Sale of Information	(19,238)	(11,654)	(11,140)	(10,120)	(12,500)	(13,120)	(13,120)	(13,120)	(13,120)
1-531 Fines: Own	(159,174)	(116,271)	(106,131)	(79,224)	(142,000)	(100,000)	(142,500)	(142,500)	(142,500)
1-843 Conditional Programs	(363,856)	(363,856)	(363,856)		(364,232)	(364,232)	(364,232)	(364,232)	(364,232)
1-961 Transfer from (specify department)	(5,000)	(5,000)	(5,000)	(5,000)	(5,000)	(5,000)	(5,000)	(5,000)	(5,000)
1-962 Transfer from (specify department)	(6,000)	(6,000)	(6,000)	(6,000)	(6,000)	(6,000)	(6,000)	(6,000)	(6,000)

	2019	2020	2021	2022	2022	2023	2024	2025	2026
	YTD Actuals	YTD Actuals	YTD Actuals	YTD Actuals	Budget	Proposed	Financial	Financial	Financial
						Budget	Plan	Plan	Plan
1-963 Transfer from (specify department)	(16,980)	(17,000)	(17,000)	(17,000)	(17,000)	(17,000)	(17,000)	(17,000)	(17,000)
1-964 Transfer from (specify department)	(1,200)	(1,200)	(1,200)	(1,200)	(1,200)	(1,200)	(1,200)	(1,200)	(1,200)
1-965 Transfer from (specify department)	(800)	(800)	(800)	(800)	(800)	(800)	(800)	(800)	(800)
1-966 Transfer from (specify department)	(4,000)	(4,000)	(4,000)	(4,000)	(4,000)	(4,000)	(4,000)	(4,000)	(4,000)
1-991 Other Income	(188)	(814)		(461)					
2-111 Salaries	281,173	255,886	265,276	293,730	367,278	374,118	382,045	390,131	390,131
2-151 Payroll Benefits	61,066	45,398	48,087	57,303	77,066	77,912	79,571	81,265	81,265
2-152 Wellness Program	1,722	1,665	1,062	526	1,500	1,500	1,500	1,500	1,500
2-212 Communication System	1,424	2,338	10,667	2,326	3,400	3,400	3,400	3,400	3,400
2-214 Conventions/Registrations					250	250	250	250	250
2-215 Postage	141	205	166	6	200	200	200	200	200
2-216 Telephone	4,191	3,675	4,906	3,921	3,850	6,000	6,035	5,070	5,105
2-217 Travel and Subsistence	2,533	457			4,600	4,625	4,625	4,625	4,625
2-222 Municipal Membership Fees	100	100	100	100	125	125	125	125	125
2-227 Software and Upgrades						8,500	8,500	8,500	8,500
2-234 Education	5,284	1,267	3,980	90	4,500	8,000	11,500	11,500	11,500
2-239 Other Professional			8,916		10,000	10,000	10,000	10,000	10,000
2-252 Repairs: Equipment	2,716	7,003	3,530	5,902	3,800	4,000	4,000	4,000	4,000
2-272 Insurance and Bond Premiums	4,311	4,864	4,353	4,328	4,500	4,500	4,740	4,980	5,230
2-275 Software Support/Upgrades	2,048	3,409	4,669	2,576	2,825	2,875	2,875	2,875	2,875
2-291 Other General Services	915	1,399	185		4,500	4,500	4,500	4,500	4,500
2-333 Police Services	1,335,000	1,415,990	1,440,852	1,416,933	1,517,632	1,894,780	1,944,780	1,994,780	2,044,780
2-511 Safety Materials, Clothing & Shoes	2,815	2,829	1,777	12,003	12,750	16,750	7,500	7,500	7,500
2-515 Stationery, Office Supplies	3,673	1,530	503	2,069	1,800	1,800	1,800	1,800	1,800
2-519 Other General Supplies	6,501	1,262	4	5,486	750	8,250	1,290	750	750
2-521 Fuel Oil Grease	6,065	3,972	7,918	9,235	7,400	12,000	12,440	12,440	12,440
2-771 Grant: (specify) individuals, community	1,346	839	1,472	112	800	800	800	800	800
2-926 Uncollectable Accounts	(1,479)								
2-930 Amortization Expense	34,013	34,013	34,013	(21,596)	34,000	34,000	34,000	34,000	34,000
2-969 Transfer to BCF	340								
Total 2101 Police Services	1,179,462	1,261,506	1,327,309	1,671,245	1,510,794	1,967,533	1,972,624	2,031,139	2,081,424
2301 Fire Protection									
1-351 (specify) [fire, road, utility, etc]	(9,016)	(14,915)	(18,015)		(18,000)	(18,000)	(18,000)	(18,000)	(18,000)
1-431 Sale of Service	(29,151)	(19,433)	(11,400)	(37,125)	(15,000)	(22,050)	(29,050)	(29,050)	(29,050)
1-461 Fire	(2,400)	(1,000)	(1,300)	(600)	(1,500)	(2,050)	(2,550)	(2,550)	(2,550)
1-591 Gifts/General Donations			(487)						
1-991 Other Income	(9,732)	(1,999)		(776)					
1-993 Gain (Loss) on Disposal of Asset		(11,500)	(4,845)						
2-111 Salaries	188,757	190,737	198,721	204,683	200,410	244,170	256,170	268,170	268,170
2-151 Payroll Benefits	17,737	17,810	17,275	18,131	11,365	29,029	29,199	29,199	29,199
2-152 Wellness Program	217	213	215						
2-212 Communication System	7,403	11,268	13,699	6,395	13,125	14,175	15,325	15,325	15,325
2-215 Postage	61	15	187		100	125	150	150	150
2-216 Telephone	4,491	4,830	4,886	3,935	5,300	5,500	5,550	5,600	5,650
2-217 Travel and Subsistence	1,214	477	544	5,870	2,300	6,000	6,000	6,000	6,000
2-222 Municipal Membership Fees	4,046	4,132	4,191	2,970	4,150	4,300	4,500	4,500	4,500
2-234 Education	4,634	2,500	2,958	14,980	12,000	35,000	45,000	65,000	65,000
2-241 Janitorial Services	3,600	3,600	3,750	3,600	4,100	4,250	4,500	4,500	4,500
2-249 Contracted Service (Specify)	20,076	20,274	20,913	24,180	20,915	30,915	30,915	30,915	30,915
2-251 Repairs: Buildings	13,254	3,426	3,985	3,674	5,000	5,000	5,500	5,500	5,500
2-252 Repairs: Equipment	12,953	19,621	17,035	18,856	15,500	19,000	28,500	28,500	28,500
2-253 Repairs: Other	562	92	3,108	615	2,250		550	550	550
2-254 Repairs: Structures		266							
2-272 Insurance and Bond Premiums	23,162	21,425	22,828	23,056	24,720	23,730	24,660	25,630	26,640
2-291 Other General Services	5,658	8,422	14,937	8,484	12,325	15,000	15,000	15,000	15,000
2-295 Project: (specify)						13,000	13,000	13,000	13,000
2-511 Safety Materials, Clothing & Shoes	17,467	12,646	8,623	24,303	13,950	15,000	16,950	16,950	16,950
2-519 Other General Supplies	8,442	9,953	6,245	10,860	11,550	11,550	13,500	14,000	14,500
2-521 Fuel Oil Grease	4,784	7,471	8,276	6,649	6,300	6,300	12,811	13,311	13,811
2-524 Consumable, Small Tools	176	568	704	312	1,000	2,000	5,000	8,000	10,000
2-541 Utilities: Electricity	16,020	15,476	16,246	11,674	18,435	18,040	19,190	19,590	19,980
2-542 Utilities: Gas	12,347	12,193	10,373	8,133	13,880	14,300	15,135	16,055	17,025
2-543 Utilities: Water and Sewer	466	475	485	412	600	600	620	640	670
2-926 Uncollectable Accounts		105	(105)						
2-930 Amortization Expense	48,198	119,074	185,458	(73,684)	120,000	120,000	120,000	120,000	120,000
2-969 Transfer to BCF	1,200								
Total 2301 Fire Protection	366,626	438,222	529,490	289,587	484,775	594,884	638,125	676,485	681,935
2401 Disaster Services - Risk Management									
1-831 Wage Subsidies			(6,300)						
1-843 Conditional Programs	(48,799)	(827,669)	3,797						
1-941 Drawn from Operating Reserve		(1,031,764)	(50,000)						

	2019	2020	2021	2022	2022	2023	2024	2025	2026
	YTD Actuals	YTD Actuals	YTD Actuals	YTD Actuals	Budget	Proposed	Financial	Financial	Financial
						Budget	Plan	Plan	Plan
1-991 Other Income	(47)	(9,849)		(27)					
2-111 Salaries	27,488	860,698	42,761	35,813	60,983	53,370	54,614	55,883	55,883
2-151 Payroll Benefits	4,761	122,687	6,099	4,268	11,057	10,997	11,223	11,453	11,453
2-152 Wellness Program	24	24	61						
2-212 Communication System				831		6,000	1,000	1,000	1,000
2-214 Conventions/Registrations		700							
2-217 Travel and Subsistence	456	1,483	22		1,500	1,500	3,500	1,500	1,500
2-221 Advertising and Promotion		1,005							
2-222 Municipal Membership Fees	48	292	243	299		325	325	325	325
2-226 Internet					760				
2-234 Education	13,202	3,818	14,583	2,285	10,200	17,500	18,500	19,500	19,500
2-239 Other Professional	6,512				3,100	3,100	3,100	3,100	3,100
2-252 Repairs: Equipment	84		647						
2-272 Insurance and Bond Premiums			3,891	4,816	4,000	5,010	5,210	5,420	5,640
2-291 Other General Services	805	172	14		250	3,750	3,750	3,750	3,750
2-295 Project: (specify)	22,538	1,412,417	10,317						
2-519 Other General Supplies	8,314	362,778	903	513	4,250	3,925	3,925	3,925	3,925
2-831 Interest					39,900	75,000	190,000	185,000	
2-930 Amortization Expense	1,071	1,071	3,226						
2-969 Transfer to BCF	1,680								
Total 2401 Disaster Services - Risk Management	38,137	897,863	30,264	48,798	136,000	180,477	295,147	290,856	106,076
2601 Safety Codes - Drumheller									
1-431 Sale of Service	(60)	(10)	(30)	(60)					
1-521 License (specify)	(6,272)	(3,543)	(5,667)	(5,096)	(6,150)	(6,305)	(6,305)	(6,305)	(6,305)
1-522 Permits (specify)	(32,058)	(21,594)	(30,414)	(31,368)	(26,000)	(27,675)	(27,675)	(27,675)	(27,675)
1-525 Permits (specify)	(45,654)	(23,918)	(46,383)	(79,854)	(49,000)	(51,250)	(51,250)	(51,250)	(51,250)
1-526 Permits (specify)	(4,307)	(2,505)	(3,098)	(3,847)	(4,500)	(4,510)	(4,510)	(4,510)	(4,510)
1-991 Other Income	(13)	(72)	(397)	(539)					
2-111 Salaries	24,815	14,449	24,520	24,849	22,700	48,177	48,640	49,112	49,112
2-151 Payroll Benefits	3,816	2,666	5,391	5,595	5,493	11,659	11,771	11,886	11,886
2-152 Wellness Program		223	186	199	200	200	200	200	200
2-215 Postage	8	3			150	100	100	100	100
2-216 Telephone	369	362	658	611	650	690	700	710	720
2-223 Printing and Binding	819	1,343	671	406	800	800	800	800	800
2-234 Education	405	425	75	200	500	500	500	500	500
2-239 Other Professional	66,220	16,057	51,049	33,689	59,950	61,350	61,350	61,350	61,350
2-291 Other General Services		750	163	300	200	200	200	200	200
2-295 Project: (specify)	3,446	2,107	3,306	3,738	3,876	3,915	3,915	3,915	3,915
2-511 Safety Materials, Clothing & Shoes			45						
2-515 Stationery, Office Supplies	85	251	399	720	250	250	250	250	250
2-930 Amortization Expense	1,047	1,047	1,047	(70)	1,100	1,100	1,100	1,100	1,100
Total 2601 Safety Codes - Drumheller	12,666	(11,959)	1,521	(50,527)	10,219	39,201	39,786	40,383	40,393
2602 Safety Codes - Palliser									
1-431 Sale of Service	(70,438)	(70,438)	(70,438)	(70,438)	(73,800)	(75,275)	(75,275)	(75,275)	(75,275)
1-521 License (specify)	(116,826)	(87,315)	(74,645)	(30,874)					
1-522 Permits (specify)	(147,103)	(112,031)	(156,168)	(276,977)					
1-525 Permits (specify)	(218,764)	(218,636)	(291,899)	(267,792)					
1-526 Permits (specify)	(11,651)	(16,518)	(17,374)	(11,767)					
1-527 Permits	(3,183)	(3,640)	(2,974)	(5,782)					
1-599 Government Rebates	497,527	438,035	543,164	592,585					
1-991 Other Income	(41)	(185)		(60)					
2-111 Salaries	63,903	59,744	69,103	72,505	59,491	58,566	59,779	61,017	61,017
2-151 Payroll Benefits	11,314	10,388	13,624	14,351	14,397	14,173	14,466	14,766	14,766
2-152 Wellness Program		743	481	496	500	500	500	500	500
2-214 Conventions/Registrations					450	450	450	450	450
2-215 Postage	36	55	164	84	100	125	130	130	130
2-216 Telephone	1,199	631	74	148	250	250	250	250	250
2-217 Travel and Subsistence	343				500	500	500	500	500
2-223 Printing and Binding	1,228	2,014	1,006	609	1,500	1,550	1,550	1,550	1,550
2-234 Education	715	325	80	200	275	275	275	275	275
2-291 Other General Services			51						
2-515 Stationery, Office Supplies					500	500	500	500	500
2-961 Transfer to (specify department)	1,200	1,200	1,200	1,200	1,200	1,200	1,200	1,200	1,200
Total 2602 Safety Codes - Palliser	9,459	4,372	15,449	18,488	5,363	2,814	4,325	5,863	5,863
2603 Development Permits									
1-521 License (specify)	(1,800)	(700)	(250)						
1-523 Permits (specify)	(13,569)	(10,870)	(11,283)	(10,007)	(13,500)	(14,310)	(14,310)	(14,310)	(14,310)
1-524 Permits (specify)	(3,972)	(3,545)	(5,037)	(3,415)	(3,600)	(3,765)	(3,765)	(3,765)	(3,765)
1-991 Other Income	(162)	(146)	(564)	(48)					
2-111 Salaries	50,333	19,473	45,332	46,056	44,134	59,046	59,946	60,865	60,865
2-151 Payroll Benefits	6,525	3,384	10,924	11,048	10,681	14,289	14,507	14,729	14,729

	2019	2020	2021	2022	2022	2023	2024	2025	2026
	YTD Actuals	YTD Actuals	YTD Actuals	YTD Actuals	Budget	Proposed	Financial	Financial	Financial
						Budget	Plan	Plan	Plan
2-152 Wellness Program		359	361	400	500	500	500	500	500
2-214 Conventions/Registrations					725	725	725	725	725
2-215 Postage	367	200	483	517	500	800	810	820	830
2-216 Telephone	1,419	446	686	574	700	700	710	720	730
2-217 Travel and Subsistence	(6)				1,000	1,000	1,000	1,000	1,000
2-218 Meeting Expense	2,247	634			2,100	2,100	2,100	2,100	2,100
2-221 Advertising and Promotion	10,144	11,499	12,711	8,799	11,600	11,820	12,060	12,320	12,320
2-222 Municipal Membership Fees					425	425	425	425	425
2-223 Printing and Binding	1,637	2,685	1,341	812	1,700	1,700	1,700	1,700	1,700
2-227 Software and Upgrades				21		300	300	300	300
2-234 Education	869		5,345	1,690	1,000	1,000	1,000	1,000	1,000
2-239 Other Professional		250	2,750		50,000				
2-291 Other General Services	250	6,550							
2-515 Stationery, Office Supplies	752	42	300	208	500	500	500	500	500
2-519 Other General Supplies	105		50						
Total 2603 Development Permits	55,139	30,261	63,149	56,655	108,465	76,830	78,208	79,629	79,649
2610 Animal Control									
1-521 License (specify)	(10,536)	(8,757)	(6,629)	(5,907)	(10,900)	(9,225)	(9,225)	(9,225)	(9,225)
2-215 Postage	245	304	248	203	300	300	300	300	300
2-239 Other Professional	3,500	600	140		3,500	3,500	3,500	3,500	3,500
2-291 Other General Services	1,720	463	509	1,454	2,000	2,000	2,000	2,000	2,000
2-519 Other General Supplies	631	1,350	382	1,160	1,000	1,000	1,000	1,000	1,000
2-961 Transfer to (specify department)	16,980	17,000	17,000	17,000	17,000	17,000	17,000	17,000	17,000
Total 2610 Animal Control	12,540	10,960	11,650	13,910	12,900	14,575	14,575	14,575	14,575
2611 Weed Control									
1-451 Custom Work	(6,887)	(1,081)	(1,901)	(2,385)	(10,000)	(5,015)	(5,015)	(5,015)	(5,015)
1-991 Other Income		(4)							
2-111 Salaries	1,418	1,200	1,997	10	1,025	1,040	1,060	1,060	1,060
2-151 Payroll Benefits	133	243	255	2					
2-215 Postage		3	14	3	500	500	500	500	500
2-234 Education	1,285			496	1,000	1,000	1,000	1,000	1,000
2-252 Repairs: Equipment		892	348		500	500	500	500	500
2-272 Insurance and Bond Premiums	736	869	703	700	800	730	760	790	820
2-291 Other General Services	11,437	9,669	8,121	8,890	25,600	24,100	24,100	24,100	24,100
2-511 Safety Materials, Clothing & Shoes	168		219		200	200	200	200	200
2-519 Other General Supplies	714	268	388	5	1,975	1,975	1,975	1,975	1,975
2-521 Fuel Oil Grease	399	505	97	687	500	1,000	1,020	1,040	1,060
2-531 Chemicals and Salts	139								
2-961 Transfer to (specify department)	6,000	6,000	6,000	6,000	6,000	6,000	6,000	6,000	6,000
Total 2611 Weed Control	15,542	18,564	16,241	14,408	28,100	32,030	32,100	32,150	32,200
2612 Mosquito Control									
1-991 Other Income		(10)							
2-111 Salaries	3,343	8,769	831	109					
2-151 Payroll Benefits	413	1,817	209	13					
2-215 Postage		107	207						
2-234 Education	612		496	606	1,050	1,075	1,075	1,075	1,075
2-242 Contract: (specify)		16,875			20,000	20,000	20,000	20,000	20,000
2-252 Repairs: Equipment	1,266	29			650	650	650	650	650
2-291 Other General Services	547	1,148	323		300	300	300	300	300
2-511 Safety Materials, Clothing & Shoes	64	5	194		250	250	250	250	250
2-519 Other General Supplies	122	15	576		350	350	350	350	350
2-531 Chemicals and Salts	(3,245)	21,076	160	621	25,000	25,000	25,000	25,000	25,000
Total 2612 Mosquito Control	3,122	49,831	2,996	1,349	47,600	47,625	47,625	47,625	47,625
3101 Engineering Administration									
1-331 Sale to Provincial Government	(8,500)	(8,500)	(8,500)	(8,500)	(8,500)	(8,500)	(8,500)	(8,500)	(8,500)
1-942 Drawn from Capital Reserve					(152,516)	(313,659)	(318,326)	(323,086)	(323,086)
1-991 Other Income	(183)	(824)		(279)					
1-993 Gain (Loss) on Disposal of Asset	(478)		(3,609)						
2-111 Salaries	284,670	275,188	262,387	229,684	336,722	416,461	424,658	433,018	433,018
2-151 Payroll Benefits	57,191	51,968	63,520	51,895	67,669	85,374	86,983	88,624	88,624
2-152 Wellness Program	763	569	1,810	790	1,000	1,000	1,000	1,000	1,000
2-212 Communication System	3,707	6,272	4,663	9,185	7,900	7,900	7,900	7,900	7,900
2-214 Conventions/Registrations	300			3,250	1,000	1,000	1,000	1,000	1,000
2-215 Postage	854	102	80	34	775	500	500	500	500
2-216 Telephone	6,926	6,755	5,298	3,952	5,400	6,600	6,680	6,760	6,840
2-217 Travel and Subsistence	700		413		1,500	1,500	1,500	1,500	1,500
2-222 Municipal Membership Fees	872	1,007	1,312	1,998	1,225	1,225	1,225	1,225	1,225
2-223 Printing and Binding	410	245	236	207	900	900	900	900	900
2-234 Education	108		1,916	1,068	1,800	1,800	1,800	1,800	1,800
2-239 Other Professional	4,874	11,662	10,366	23,844	10,000	10,000	10,000	10,000	10,000
2-291 Other General Services	65	603	24	3,617	2,000	2,000	2,000	2,000	2,000

	2019	2020	2021	2022	2022	2023	2024	2025	2026
	YTD Actuals	YTD Actuals	YTD Actuals	YTD Actuals	Budget	Proposed	Financial	Financial	Financial
						Budget	Plan	Plan	Plan
2-515 Stationery, Office Supplies	813	364	3,509	1,112	1,000	1,000	1,000	1,000	1,000
2-519 Other General Supplies	125	2,165	2,316	3,951	150	2,000	2,000	2,000	2,000
2-930 Amortization Expense	232,355	246,219	308,437	63,393	232,355	232,355	232,355	232,355	232,355
2-969 Transfer to BCF	105								
2-993 Loss on Disposal of Asset			48,800						
Total 3101 Engineering Administration	585,677	593,795	702,978	389,201	510,380	449,456	454,675	459,996	460,076
3102 Workshop and Yards									
1-422 Programs (Taxable)	(1,200)	(950)	(1,200)	(1,100)	(1,200)	(1,200)	(1,200)	(1,200)	(1,200)
1-451 Custom Work	(391)	(1,438)	(138)		(500)	(500)	(500)	(500)	(500)
1-991 Other Income	(107)	(2,916)	50	(157)					
2-111 Salaries	112,826	117,279	152,457	177,779	243,927	249,230	254,206	259,282	259,282
2-151 Payroll Benefits	25,649	21,429	35,593	39,557	58,241	51,092	52,280	53,492	53,492
2-152 Wellness Program	500	1,000	562	95	500	500	500	500	500
2-212 Communication System			4,361	433					
2-216 Telephone	1,303	2,300	1,825	1,501	1,650	1,670	1,690	1,710	1,730
2-223 Printing and Binding	532	912	1,331	798		900	900	900	900
2-234 Education	1,163			165	1,500				
2-241 Janitorial Services	9,519	6,049	12,225	10,373	7,000	11,500	11,500	11,500	11,500
2-251 Repairs: Buildings	18,339	71,690	46,592	31,320	8,050	40,700	40,700	40,700	40,700
2-252 Repairs: Equipment	13,748	25,890	13,153	26,543	12,000	13,000	13,000	13,000	13,000
2-253 Repairs: Other	8,951	10,064	16,471	12,432	10,000				
2-254 Repairs: Structures	173	2,341	8,389	980	1,200				
2-272 Insurance and Bond Premiums	17,897	19,414	20,935	21,811	21,600	22,680	23,590	24,530	25,510
2-291 Other General Services	18,802	17,011	43,935	18,012	20,790	22,187	22,338	22,338	22,338
2-511 Safety Materials, Clothing & Shoes	5,106	10,114	5,113	4,373	7,000	7,000	7,000	7,000	7,000
2-515 Stationery, Office Supplies		4,969	3,264	640	1,200	1,200	1,200	1,200	1,200
2-518 Janitorial Supplies	844	1,011	1,257	1,270	1,500	1,500	1,500	1,500	1,500
2-519 Other General Supplies	12,892	7,676	8,302	6,542	5,550	5,150	5,550	5,150	5,150
2-521 Fuel Oil Grease	22,592	26,897	19,200	24,762	25,500	29,000	29,580	30,170	30,770
2-524 Consumable, Small Tools	7,439	1,593	4,203	6,631	6,000	4,450	4,450	4,450	4,450
2-541 Utilities: Electricity	43,760	44,881	37,743	26,897	50,130	34,530	37,440	38,060	38,820
2-542 Utilities: Gas	32,580	34,335	25,164	19,636	29,690	33,000	35,080	37,370	39,610
2-543 Utilities: Water and Sewer	6,077	6,339	6,287	6,306	6,500	7,500	7,800	8,110	8,430
2-961 Transfer to (specify department)	4,000	4,000	4,000	4,000	4,000	4,000	4,000	4,000	4,000
Total 3102 Workshop and Yards	362,994	431,890	471,074	441,599	521,828	539,089	552,604	563,262	568,182
3202 Roads and Streets									
1-441 Sale of Utility			(1,015)						
1-451 Custom Work	(3,889)	(5,502)	(3,137)	(66,587)	(7,500)	(17,520)	(17,520)	(17,520)	(17,520)
1-991 Other Income	(2,432)	(1,525)	(2,882)	(4,397)					
1-993 Gain (Loss) on Disposal of Asset	(11,617)	(8,789)		(24,547)					
2-111 Salaries	286,858	299,620	249,380	265,755	294,278	293,311	299,314	305,437	305,437
2-151 Payroll Benefits	52,347	54,064	58,833	58,368	66,262	60,129	61,481	62,860	62,860
2-152 Wellness Program	275	764	472	500	500	500	500	500	500
2-215 Postage	4	3	3						
2-216 Telephone	322	497	1,098	1,000	1,200	1,200	1,220	1,240	1,260
2-221 Advertising and Promotion						1,400	1,400	1,400	1,400
2-242 Contract: (specify)	54,441	55,240	55,690	25,002	46,500	50,000	50,000	50,000	50,000
2-251 Repairs: Buildings						100,600	91,500	91,500	91,500
2-252 Repairs: Equipment	73,480	89,958	130,616	85,404	77,500	91,450	91,450	91,450	91,450
2-254 Repairs: Structures	46,882	23,565	62,851	62,199	105,200	(9,100)	(9,100)	(9,100)	(9,100)
2-272 Insurance and Bond Premiums	13,263	15,213	17,324	15,533	18,000	16,150	16,800	17,470	18,170
2-291 Other General Services	13,618	459,642	7,899	22,558	4,400	14,400	14,400	14,400	14,400
2-295 Project: (specify)						12,500	12,500	12,500	12,500
2-511 Safety Materials, Clothing & Shoes	853	267	459	204	1,500	1,500	1,500	1,500	1,500
2-519 Other General Supplies	1,684	2,804	1,049	1,376	2,450	2,450	2,450	2,450	2,450
2-521 Fuel Oil Grease	38,483	33,803	42,045	52,581	42,000	65,000	66,300	67,630	68,980
2-531 Chemicals and Salts	7,522	15,254	10,480	23,068	17,000	19,500	19,500	19,500	19,500
2-535 Sand and Gravel	53,853	42,135	33,246	14,957	56,000	56,000	56,000	56,000	56,000
2-926 Uncollectable Accounts	600	1,523	(1,523)						
2-930 Amortization Expense	1,116,312	1,090,756	1,124,110	940	330,480	330,480	384,930	617,370	1,100,000
Total 3202 Roads and Streets	1,742,859	2,169,292	1,786,998	533,914	1,055,770	1,099,050	1,144,625	1,386,587	1,871,287
3203 Street Lighting									
1-991 Other Income	(1,740)	(483)	(6,220)	(12)	(10,000)	(10,000)	(10,000)	(10,000)	(10,000)
2-111 Salaries	6,863	10,231	3,949	389					
2-151 Payroll Benefits	925	1,775	2,637	84					
2-251 Repairs: Buildings						15,200	15,200	15,200	15,200
2-254 Repairs: Structures	5,863	11,356	10,398	21,780	15,200				
2-291 Other General Services	3,672	5,430			1,600	1,600	1,600	1,600	1,600
2-519 Other General Supplies	2,298	916	360		300	300	300	300	300
2-541 Utilities: Electricity	436,260	317,478	443,428	319,361	493,720	452,910	471,210	483,440	493,110
Total 3203 Street Lighting	454,141	346,703	454,552	341,602	500,820	460,010	478,310	490,540	500,210

	2019	2020	2021	2022	2022	2023	2024	2025	2026
	YTD Actuals	YTD Actuals	YTD Actuals	YTD Actuals	Budget	Proposed	Financial	Financial	Financial
						Budget	Plan	Plan	Plan
3204 Traffic Services									
1-991 Other Income	(636)	(47)		(20)					
2-111 Salaries	16,126	23,860	18,320	1,815	9,140	9,280	9,460	9,460	9,460
2-151 Payroll Benefits	3,288	4,545	4,436	258	2,050	2,085	2,115	2,115	2,115
2-152 Wellness Program	35		100		50	50	50	50	50
2-222 Municipal Membership Fees		2,030							
2-251 Repairs: Buildings						10,000	10,000	10,000	10,000
2-252 Repairs: Equipment					450	450	450	450	450
2-254 Repairs: Structures	11,146	10,521	15,844	12,635	6,900				
2-272 Insurance and Bond Premiums	30	31	33	35	40	40	40	40	40
2-291 Other General Services	16,498	19,500	28,083	27,678	30,000	30,200	30,200	30,200	30,200
2-519 Other General Supplies	468	149	1,470	275	600	600	600	600	600
Total 3204 Traffic Services	46,955	60,589	68,286	42,676	49,230	52,705	52,915	52,915	52,915
3205 Bridges									
2-239 Other Professional			11,396	275					
Total 3205 Bridges			11,396	275					
3211 Primary/Secondary Highways									
1-331 Sale to Provincial Government		(202,894)	(1,636,433)						
1-451 Custom Work		(6,750)							
2-242 Contract: (specify)		209,644	1,636,433						
Total 3211 Primary/Secondary Highways									
3301 Airport									
1-441 Sale of Utility	(21,936)	(28,973)	(118,997)						
1-444 Sale of Materials				(145,548)	(120,000)	(150,000)	(160,000)	(170,000)	(170,000)
1-569 Rental: Other	(3,000)	(3,300)	(3,300)	(3,300)	(3,025)	(3,300)	(3,300)	(3,300)	(3,300)
1-991 Other Income		(26)		(5)					
2-111 Salaries	9,102	5,892	6,305	813	28,000	42,000	42,857	43,731	43,731
2-151 Payroll Benefits	1,459	1,080	1,124	82	6,776	8,610	8,817	9,029	9,029
2-212 Communication System	164	168	2,626	176	200	200	200	200	200
2-216 Telephone			233	426	500	500	510	520	530
2-222 Municipal Membership Fees	200	200	200		250	250	250	250	250
2-226 Internet	495	660	660	3,846	670	675	675	675	675
2-241 Janitorial Services			350						
2-242 Contract: (specify)		6,620							
2-251 Repairs: Buildings	2,105	394	2,942	1,889	2,155	14,855	14,855	14,855	14,855
2-253 Repairs: Other	138	176	2,406	270	1,500				
2-254 Repairs: Structures	1,682	754	10,575	216	11,200				
2-272 Insurance and Bond Premiums	6,467	5,820	6,228	6,512	6,500	6,770	7,040	7,320	7,610
2-291 Other General Services	6,905	13,445	21,330	14,510	14,510	14,510	14,510	14,510	14,510
2-512 Goods for Re-Sale	19,563	23,259	110,228	123,254	110,000	125,000	134,000	143,000	143,000
2-518 Janitorial Supplies	178	66	3		500	500	500	500	500
2-519 Other General Supplies	798	616	2,108	1,924		1,575	13,000		
2-521 Fuel Oil Grease	5								
2-541 Utilities: Electricity	6,149	5,158	7,489	5,813	7,040	10,285	10,725	10,995	11,215
2-542 Utilities: Gas	1,011	1,271	1,586	1,526	1,200	1,940	2,060	2,180	2,310
2-543 Utilities: Water and Sewer	203		60	676	250	250	260	270	280
2-812 Penalties, Interest, Overdraft	1,260	1,600	5,198	6,311	1,550	1,575	1,575	1,575	1,575
2-930 Amortization Expense	68,020	67,414	67,414	(20,926)	53,000	53,000	53,000	53,000	53,000
Total 3301 Airport	100,968	102,294	126,768	(1,535)	122,776	129,195	141,534	129,310	129,970
3701 Storm Sewers									
2-111 Salaries			875						
2-291 Other General Services			1,560	4,720					
Total 3701 Storm Sewers			2,435	4,720					
5101 FCSS Administration									
1-751 Other Local Governments		(17,880)	(17,880)	(893)	(893)	(893)	(893)	(893)	(893)
1-841 Wage Subsidies		(4,751)							
1-843 Conditional Programs	(234,050)	(220,792)	(245,882)	(175,536)	(236,450)	(149,966)	(149,966)	(149,966)	(149,966)
1-991 Other Income	(10,621)	(325)	(100)	(2,206)	(7,884)	(13,484)	(13,484)	(13,484)	(13,484)
2-111 Salaries	112,445	121,980	142,733	135,045	145,479	148,059	151,027	154,054	154,054
2-151 Payroll Benefits	27,388	21,012	18,950	39,223	33,482	34,711	35,394	36,091	36,091
2-152 Wellness Program	684	500	519	581	1,100	1,100	1,100	1,100	1,100
2-214 Conventions/Registrations	1,391		459	150	1,325	1,829	1,835	1,841	1,841
2-215 Postage	77	339	273	154	100	50	50	50	50
2-216 Telephone	1,427	2,589	2,798	2,271	3,700	3,250	3,300	2,850	2,900
2-217 Travel and Subsistence	1,664	177	315	547	3,000	3,775	3,783	3,791	3,791
2-221 Advertising and Promotion	161	1,750	2,623	1,185	2,860	3,280	3,280	3,280	3,280
2-222 Municipal Membership Fees	808	1,522	21	609	910	1,165	1,169	1,173	1,173
2-223 Printing and Binding	380	288	236	207	400	400	402	404	404
2-227 Software and Upgrades				12		300	300	300	300
2-231 Accounting and Audit	2,250	1,500	1,600		1,615				
2-234 Education	368	1,067	874	1,220	1,100	2,000	1,983	1,166	1,166

	2019	2020	2021	2022	2022	2023	2024	2025	2026
	YTD Actuals	YTD Actuals	YTD Actuals	YTD Actuals	Budget	Proposed	Financial	Financial	Financial
						Budget	Plan	Plan	Plan
2-239 Other Professional					10,000				
2-272 Insurance and Bond Premiums	115	63							
2-291 Other General Services	4,212	113	676	2,681	80	80	82	82	82
2-295 Project: (specify)			2,770	5,243	16,285	5,170	5,170	5,170	5,170
2-296 Project: (specify)				120	800				
2-514 Program Materials		756	163	867	800	1,120	1,122	1,124	1,124
2-515 Stationery, Office Supplies	270	21,256	472	355	375	390	390	390	390
2-519 Other General Supplies	313	657	209	277		800	800	800	800
2-926 Uncollectable Accounts	(1,716)								
2-961 Transfer to (specify department)	1,200	1,200	1,200	1,200	1,200	1,200	1,200	1,200	1,200
2-969 Transfer to BCF	5,314								
Total 5101 FCSS Administration	(85,920)	(66,979)	(86,971)	13,312	(20,616)	44,336	48,044	50,523	50,573
5103 Seniors Services									
1-751 Other Local Governments				(11,206)	(11,206)	(11,225)	(11,225)	(11,225)	(11,225)
1-843 Conditional Programs						(51,254)	(51,254)	(51,254)	(51,254)
1-991 Other Income	(47)	(142)	(300)	(53)		(750)	(750)	(750)	(750)
2-111 Salaries	49,157	38,301	51,496	52,239	53,007	53,001	54,082	55,185	55,185
2-151 Payroll Benefits	12,167	9,151	11,993	9,923	12,828	12,826	13,088	13,355	13,355
2-152 Wellness Program	144	500	484		500	500	500	500	500
2-214 Conventions/Registrations					300	300	302	304	304
2-215 Postage	57				575	75	75	75	75
2-216 Telephone	322	1,395	915	853	990	1,550	1,065	1,080	1,595
2-217 Travel and Subsistence				80	900	905	909	913	913
2-221 Advertising and Promotion	275	156	141	55	1,300	1,100	1,110	1,120	1,120
2-222 Municipal Membership Fees				78	55				
2-234 Education	56				600	850	602	606	606
2-291 Other General Services		112			80	80	80	80	80
2-295 Project: (specify)	4,235	1,943	6,776	1,646	5,450	3,450	3,460	3,470	3,470
2-296 Project: (specify)	1,286	1,115	250			2,000	2,000	2,000	2,000
2-297 Project: (specify)				183	500	645	645	645	645
2-514 Program Materials	3,701	5,223	1,679	304	4,100	3,200	3,200	3,200	3,200
2-515 Stationery, Office Supplies	702	769	172	698	850	500	852	504	504
2-519 Other General Supplies	108	73	24	92	200	200	202	204	204
2-771 Grant: (specify) individuals, community						200	200	200	200
Total 5103 Seniors Services	72,163	58,596	73,630	54,892	71,029	18,153	19,143	20,212	20,727
5105 Seasonal FCSS Programs									
1-421 Programs (Taxable)	(11,410)								
1-433 Advertising	(10,816)	75							
1-595 Grants: Individuals/Service Organization	(3,400)	(1,000)	(2,500)	(500)	(1,000)	(1,000)	(1,000)	(1,000)	(1,000)
1-853 Conditional Programs						(4,486)	(4,486)	(4,486)	(4,486)
1-991 Other Income			(500)	(500)		(500)	(500)	(500)	(500)
2-111 Salaries		1,169		217					
2-151 Payroll Benefits		145		21					
2-217 Travel and Subsistence	243				505	500	502	504	504
2-221 Advertising and Promotion	359	95		180	100	100	100	100	100
2-222 Municipal Membership Fees			1,000						
2-223 Printing and Binding	11,691	397			1,500		500		
2-234 Education	4,255	8							
2-291 Other General Services	37	600		400	40				
2-295 Project: (specify)	21,435	6,563	4,458	3,913	8,495	6,975	6,975	6,975	6,975
2-514 Program Materials	1,603			230					
2-515 Stationery, Office Supplies			58						
2-519 Other General Supplies	257	(11)		98					
2-812 Penalties, Interest, Overdraft	27								
2-926 Uncollectable Accounts		131							
2-969 Transfer to BCF	1,136								
Total 5105 Seasonal FCSS Programs	15,417	8,172	2,516	4,059	9,640	1,589	2,091	1,593	1,593
5106 Youth Services									
1-431 Sale of Service	(12)	(7,220)	(150)	(2,328)		(11,800)			
1-595 Grants: Individuals/Service Organization		(3,630)							
1-751 Other Local Governments				(5,781)	(5,781)	(5,800)	(5,800)	(5,800)	(5,800)
1-843 Conditional Programs				(19,764)	(30,362)	(28,344)	(28,344)	(28,344)	(28,344)
1-991 Other Income		(299)	(10,781)	(551)	(2,850)	(27,000)	(27,000)	(27,000)	(27,000)
2-111 Salaries		16,901	42,626	35,349	17,582	48,692	48,692	48,692	48,692
2-151 Payroll Benefits		1,407	8,215	5,216	3,362	10,225	10,225	10,225	10,225
2-152 Wellness Program			418	128	500				
2-214 Conventions/Registrations						300	300	300	300
2-215 Postage					75	75	75	75	75
2-216 Telephone		329	642	632	400	640	640	640	640
2-217 Travel and Subsistence		319		169	250	750	750	750	750
2-221 Advertising and Promotion				352	500	750	750	750	750

	2019	2020	2021	2022	2022	2023	2024	2025	2026
	YTD Actuals	YTD Actuals	YTD Actuals	YTD Actuals	Budget	Proposed	Financial	Financial	Financial
						Budget	Plan	Plan	Plan
2-234 Education		175	25		1,000	600	600	600	600
2-291 Other General Services				800	300	12,300	12,300	12,300	12,300
2-295 Project: (specify)				3,188	12,827	7,700	7,700	7,700	7,700
2-514 Program Materials		1,125	239	75	1,500	1,500	1,500	1,500	1,500
2-515 Stationery, Office Supplies				43	100	250	250	250	250
2-519 Other General Supplies		24,709			250	200	200	200	200
2-771 Grant: (specify) individuals, community						(1,000)	(1,000)	(1,000)	(1,000)
2-812 Penalties, Interest, Overdraft		3		2					
2-912 Discounts		630			1,500				
2-926 Uncollectable Accounts		276	(115)						
Total 5106 Youth Services	(12)	34,725	41,119	17,530	1,153	10,038	21,838	21,838	21,838
5121 Indirect Programs									
1-991 Other Income	(240)								
2-295 Project: (specify)	27,258								
2-771 Grant: (specify) individuals, community	24,000	24,000	31,473	28,406	30,000	30,000	30,000	30,000	30,000
2-776 Grant: (specify) individuals, community	32,868								
Total 5121 Indirect Programs	83,886	24,000	31,473	28,406	30,000	30,000	30,000	30,000	30,000
5301 Seniors Foundation									
1-111 Residential	(536,866)	(530,375)	(554,007)	(551,624)	(552,979)	(562,979)	(572,979)	(582,979)	(582,979)
2-781 Requisition: (specify)	536,727	530,619	554,230	552,979	552,979	562,979	572,979	582,979	582,979
Total 5301 Seniors Foundation	(139)	244	223	1,355					
5302 Non-FCSS Programs - CBI									
1-841 Wage Subsidies	(46,867)	(11,202)							
1-991 Other Income	(25)	(115)							
2-111 Salaries	39,615	9,550	34						
2-151 Payroll Benefits	8,479	2,687	3						
2-152 Wellness Program	400								
2-216 Telephone	1,480	32							
2-217 Travel and Subsistence	2,534	58							
2-221 Advertising and Promotion	385	359							
2-234 Education	478	755							
2-291 Other General Services	44								
2-515 Stationery, Office Supplies	345	147							
2-519 Other General Supplies	1,461	4,058							
Total 5302 Non-FCSS Programs - CBI	8,329	6,329	37						
5303 Non-FCSS Programs - Community Social Services									
1-831 Wage Subsidies		(100,294)	(7,960)						
1-833 Conditional Programs			(25,223)		(38,801)				
1-841 Wage Subsidies		(52,504)	(10,878)						
1-843 Conditional Programs			(20,601)		(8,105)	(25,000)	(25,000)	(25,000)	(25,000)
1-991 Other Income		(2,810)	(12,637)	(45,639)					
2-111 Salaries		39,375	41,341	19,175	11,098	63,001	63,001	63,001	63,001
2-151 Payroll Benefits		5,245	5,836	2,024	1,097	12,826	12,826	12,826	12,826
2-216 Telephone			503	673	350	750	1,250	1,250	1,250
2-217 Travel and Subsistence		1,082			250	350	350	350	350
2-218 Meeting Expense					500				
2-221 Advertising and Promotion		533	1,547	595	950	250	250	250	250
2-222 Municipal Membership Fees				1,000	1,500	2,000	2,000	2,000	2,000
2-234 Education			299		2,500	500	500	500	500
2-239 Other Professional		25,000	25,000	2,183	45,000	25,000	25,000	25,000	25,000
2-291 Other General Services		16,311	33,076	3,549					
2-295 Project: (specify)		84,577	1,253	20,387	27,850				
2-296 Project: (specify)			8,000		15,859				
2-297 Project: (specify)				37,400					
2-514 Program Materials		4,794	10,577	441					
2-515 Stationery, Office Supplies					100	67	67	67	67
2-519 Other General Supplies		5,117	4,467	167	100				
2-771 Grant: (specify) individuals, community				15,001	22,500	30,000	30,000	30,000	30,000
2-812 Penalties, Interest, Overdraft		43	49		50				
Total 5303 Non-FCSS Programs - Community Social Services		26,469	54,649	56,956	82,798	109,744	110,244	110,244	110,244
5601 Cemetery									
1-443 Sale of Land	(30,150)	(32,119)	(36,465)	(49,927)	(35,800)	(41,820)	(41,820)	(41,820)	(41,820)
1-841 Wage Subsidies		(4,200)							
1-991 Other Income	(69)	(97)		(27)					
1-993 Gain (Loss) on Disposal of Asset			(145)						
2-111 Salaries	33,511	24,038	33,961	30,627	10,699	9,304	9,523	9,746	9,746
2-151 Payroll Benefits	5,480	3,289	6,201	4,641	2,531	1,908	1,960	2,012	2,012
2-152 Wellness Program				75					
2-239 Other Professional	3,000		2,030	7,358	3,000	3,000	3,000	3,000	3,000
2-251 Repairs: Buildings						4,000	14,500	4,000	4,000
2-252 Repairs: Equipment	739		118	62	500	500	500	500	500

	2019	2020	2021	2022	2022	2023	2024	2025	2026
	YTD Actuals	YTD Actuals	YTD Actuals	YTD Actuals	Budget	Proposed	Financial	Financial	Financial
						Budget	Plan	Plan	Plan
2-254 Repairs: Structures	2,288	788	3,678	3,583	7,000		(10,500)	(10,500)	(10,500)
2-272 Insurance and Bond Premiums	785	921	758	758	950	790	820	850	880
2-291 Other General Services	5,302	6,717	6,855	4,224	6,930	7,000	7,000	7,000	7,000
2-519 Other General Supplies	234	75	262	3,290	3,000	3,000	3,540	3,000	3,000
2-521 Fuel Oil Grease	1,508	1,575	2,274	4,862	1,650	5,000	5,100	5,200	5,300
2-930 Amortization Expense	2,099	3,299	4,499		2,100	2,100	2,100	2,100	2,100
Total 5601 Cemetery	24,727	4,286	24,026	9,526	2,560	(5,218)	(4,277)	(14,912)	(14,782)
6101 Municipal Planning									
2-239 Other Professional				118,527	118,500	123,500	128,500	133,500	133,500
2-771 Grant: (specify) individuals, community	111,723	111,723	115,074						
2-969 Transfer to BCF	75								
Total 6101 Municipal Planning	111,798	111,723	115,074	118,527	118,500	123,500	128,500	133,500	133,500
6201 Economic Development									
1-444 Sale of Materials		(558)	(3,728)	(4,785)					
1-831 Wage Subsidies				(10,000)					
1-843 Conditional Programs	(40,000)			(18,750)	(25,000)				
1-991 Other Income	(9,541)	(244)		(50)					
2-111 Salaries	84,388	62,397	86,068	91,171	105,743	110,624	112,852	115,125	115,125
2-151 Payroll Benefits	11,701	8,819	11,313	18,028	22,433	23,313	23,779	24,254	24,254
2-152 Wellness Program	84	500	100		500	500	500	500	500
2-214 Conventions/Registrations	1,297				6,430	6,500	7,000	7,000	7,000
2-215 Postage					100	300	300	300	300
2-216 Telephone	1,711	823	1,329	1,137	2,450	1,450	1,475	2,500	1,525
2-217 Travel and Subsistence	15,294	4,524			12,300	12,300	12,300	12,300	12,300
2-221 Advertising and Promotion	1,506	8,084	263	199	20,400	20,400	20,400	20,400	20,400
2-222 Municipal Membership Fees	8,870	7,252	526	2,901	6,650	6,720	6,720	6,720	6,720
2-234 Education	565	920	476	750	1,500	1,500	1,500	1,500	1,500
2-239 Other Professional	4,575	7,000	14,000	24,825	75,000				
2-291 Other General Services		43	35	693					
2-295 Project: (specify)	47,608	14,581	2,527		18,000	18,000	18,000	18,000	18,000
2-515 Stationery, Office Supplies	710	110	204	138					
2-519 Other General Supplies				27	1,000	1,000	1,000	1,000	1,000
2-771 Grant: (specify) individuals, community	7,559	13,815	9,982	10,000	10,000	10,000	10,000	10,000	10,000
2-911 Rebates			4,675		4,000	7,000	7,000	7,000	7,000
2-969 Transfer to BCF	550								
Total 6201 Economic Development	136,877	128,066	127,770	116,284	261,506	219,607	222,826	226,599	225,624
6202 Valley Bus Society									
1-451 Custom Work	(10,074)	(2,972)	(9,242)	(13,104)	(7,405)	(10,025)	(10,025)	(10,025)	(10,025)
1-991 Other Income	(2)	(14)							
2-111 Salaries	4,663	797	172	708					
2-151 Payroll Benefits	1,020	368	14	78					
2-212 Communication System	270	276							
2-216 Telephone		271							
2-252 Repairs: Equipment	1,301	932	7,786	17,102	2,000	8,000	8,000	8,000	8,000
2-771 Grant: (specify) individuals, community	79,000	80,580	80,580	82,080	82,180	82,180	82,180	82,180	82,180
Total 6202 Valley Bus Society	76,178	80,238	79,310	86,864	76,775	80,155	80,155	80,155	80,155
6204 Tourism									
1-831 Wage Subsidies			(9,450)						
1-841 Wage Subsidies		(9,885)							
1-843 Conditional Programs	(46,128)	(216,245)	(29,553)						
1-991 Other Income	(41,721)	(56,466)	(127,975)	(121,172)	(115,700)	(130,125)	(130,125)	(130,125)	(130,125)
1-993 Gain (Loss) on Disposal of Asset	2,500								
2-111 Salaries	12,907	45,891	109,446	88,104	108,694	108,691	109,391	110,091	110,791
2-151 Payroll Benefits	1,226	6,447	19,644	18,233	19,860	19,859	20,264	20,678	20,678
2-152 Wellness Program			500						
2-212 Communication System	477	148							
2-216 Telephone	567	571	256	92	600	600	600	600	600
2-217 Travel and Subsistence					1,000	1,000	1,000	1,000	1,000
2-221 Advertising and Promotion		5,600			3,850	3,850	3,850	3,850	3,850
2-222 Municipal Membership Fees	4,390	4,470			4,470	4,470	4,470	4,470	4,470
2-239 Other Professional	13,998	136,245	29,553	3,090					
2-242 Contract: (specify)	57,500	57,500	57,500	57,500	57,500	57,500	57,500	57,500	57,500
2-275 Software Support/Upgrades	331								
2-291 Other General Services	5,995	9,450			6,800	500	500	500	500
2-519 Other General Supplies	6,276	4,092	2,432	484	600	600	600	600	600
2-761 Contributed to Capital Reserves			22,777	28,822	13,825	11,000	11,000	11,000	11,000
2-771 Grant: (specify) individuals, community	40,000	90,000			15,000				
2-812 Penalties, Interest, Overdraft	44	94	87	132	225	150	150	150	150
Total 6204 Tourism	58,362	77,912	75,217	75,285	117,374	78,295	79,410	80,534	81,244
6601 Subdivisions and Developments									

	2019	2020	2021	2022	2022	2023	2024	2025	2026
	YTD Actuals	YTD Actuals	YTD Actuals	YTD Actuals	Budget	Proposed	Financial	Financial	Financial
						Budget	Plan	Plan	Plan
1-443 Sale of Land	(49,400)	(67,680)	(62,340)	(58,889)	(65,000)	(65,000)	(65,000)	(65,000)	(65,000)
1-551 Interest on Investments	(28,547)								
1-991 Other Income	(750)			(19,373)					
2-111 Salaries			7,686	1,398					
2-221 Advertising and Promotion			806						
2-237 Legal and Collection	536	942	2,318	860	4,500	4,500	4,500	4,500	4,500
2-238 Medical			17,528						
2-239 Other Professional	2,140	20,729	860	15,874					
2-295 Project: (specify)			529						
2-519 Other General Supplies			48						
2-539 Adjustments to Land Inventory	39,617	45,449			56,650	56,650	56,650	56,650	56,650
2-761 Contributed to Capital Reserves	9,247	21,723	53,200		3,850	3,850	3,850	3,850	3,850
2-930 Amortization Expense	12,688	12,688	12,688		12,700	12,700	12,700	12,700	12,700
Total 6601 Subdivisions and Developments	(14,469)	33,851	33,323	(60,130)	12,700	12,700	12,700	12,700	12,700
6602 Land Rentals									
1-561 Rental: Residential Land	(900)	(900)	(900)	(900)	(900)	(900)	(900)	(900)	(900)
1-562 Rental: Commercial Land	(4,975)	(4,625)	(30,225)	(33,175)	(25,600)	(36,000)	(36,000)	(36,000)	(36,000)
2-238 Medical			17,990						
2-291 Other General Services				3,810		4,000	4,000	4,000	4,000
Total 6602 Land Rentals	(5,875)	(5,525)	(13,135)	(30,265)	(26,500)	(32,900)	(32,900)	(32,900)	(32,900)
6701 Public Housing									
1-843 Conditional Programs	(22,346)	(22,346)							
1-991 Other Income	(30,000)	(44,685)		(20,000)					
2-242 Contract: (specify)	6,511		7,153		12,000	15,000	15,000	15,000	15,000
2-251 Repairs: Buildings		19,685							
2-272 Insurance and Bond Premiums	10,964	11,336	13,274	14,066	14,000	14,630	15,220	15,830	16,460
2-763 VADIM CONVERTED	30,000	25,000		20,000					
2-831 Interest	3,194	1,659							
2-930 Amortization Expense	91,212	91,212	91,212		66,225	66,225	66,225	66,225	66,225
Total 6701 Public Housing	89,535	81,861	111,639	14,066	92,225	95,855	96,445	97,055	97,685
6902 Tourist Info / DRCDT									
1-991 Other Income		(3)							
2-111 Salaries	1,085	63							
2-151 Payroll Benefits	152	46							
2-251 Repairs: Buildings	100	(8)		4,348					
2-272 Insurance and Bond Premiums	2,079	2,150	2,570	2,724	2,700	2,830	2,940	3,060	3,180
2-543 Utilities: Water and Sewer	2,701	2,977	4,188	3,977	4,800	5,000	5,200	5,410	5,630
Total 6902 Tourist Info / DRCDT	6,117	5,225	6,758	11,049	7,500	7,830	8,140	8,470	8,810
6904 Old Cells									
2-251 Repairs: Buildings			16	62	450	450	450	450	450
2-253 Repairs: Other					250	250	250	250	250
2-291 Other General Services			29	29					
2-541 Utilities: Electricity	2,360	2,032	2,384	1,596	2,740	2,660	2,810	2,870	2,930
2-542 Utilities: Gas	1,462	1,697	1,747	1,413	1,910	2,310	2,490	2,620	2,710
Total 6904 Old Cells	3,822	3,729	4,176	3,100	5,350	5,670	6,000	6,190	6,340
6905 RCMP Building									
1-451 Custom Work	(2,137)								
1-564 Rental: Buildings	(42,552)	(42,552)	(42,552)	(39,006)	(42,550)	(42,550)	(42,550)	(42,550)	(42,550)
1-991 Other Income		(17)		(3)					
2-111 Salaries	5,994	7,267	3,822	133					
2-151 Payroll Benefits	1,253	1,475	664	13					
2-216 Telephone			440	426	500	600	610	620	630
2-241 Janitorial Services	21,845	11,698	23,072	17,551	23,700	23,700	23,700	23,700	23,700
2-251 Repairs: Buildings	13,593	9,774	6,966	2,666	8,500	11,500	11,500	11,500	11,500
2-253 Repairs: Other	7,764	4,288	7,693	15,341	3,000				
2-272 Insurance and Bond Premiums	5,260	5,438	5,803	6,149	6,000	6,390	6,650	6,920	7,200
2-291 Other General Services	11,057	12,374	9,766	10,681	14,165	14,165	14,165	14,165	14,165
2-511 Safety Materials, Clothing & Shoes	796	708	769	782	300	800	800	800	800
2-519 Other General Supplies	213	1,581	711	713	650	650	650	650	650
2-531 Chemicals and Salts	244	100			100	100	100	100	100
2-541 Utilities: Electricity	18,955	16,156	20,127	14,451	19,480	19,640	21,310	21,660	22,090
2-542 Utilities: Gas	10,746	11,987	10,394	6,916	14,920	13,795	14,655	15,595	16,530
2-543 Utilities: Water and Sewer	1,549	2,016	1,768	1,217	2,100	2,500	2,600	2,700	2,810
2-926 Uncollectable Accounts			1,770						
Total 6905 RCMP Building	54,580	42,293	51,213	38,030	50,865	51,290	54,190	55,860	57,625
7201 Recreation Administration									
1-421 Programs (Taxable)	(667)	(619)							
1-991 Other Income	(27)	(31)		(11)					
1-993 Gain (Loss) on Disposal of Asset	(2,000)	(18,640)							
2-111 Salaries	10,691	5,997	10,387	3,733					
2-151 Payroll Benefits	2,729	1,117	2,578	403					

	2019	2020	2021	2022	2022	2023	2024	2025	2026
	YTD Actuals	YTD Actuals	YTD Actuals	YTD Actuals	Budget	Proposed	Financial	Financial	Financial
						Budget	Plan	Plan	Plan
2-152 Wellness Program	84		100		300	300	300	300	300
2-214 Conventions/Registrations	1,000								
2-216 Telephone	329	1,108	1,979	1,861	2,150	2,150	2,200	2,250	2,300
2-223 Printing and Binding	410	243	236	207	2,000	2,000	2,000	2,500	2,500
2-234 Education	510		476						
2-252 Repairs: Equipment		727							
2-272 Insurance and Bond Premiums	683	705	684	680	720	710	740	770	800
2-515 Stationery, Office Supplies	17	25							
2-519 Other General Supplies	130								
2-521 Fuel Oil Grease	416	308	29						
2-930 Amortization Expense	724,156	377,781	397,855		320,000	320,000	320,000	320,000	320,000
Total 7201 Recreation Administration	738,461	368,721	414,324	6,873	325,170	325,160	325,240	325,820	325,900
7202 Aquaplex									
1-411 Admissions (taxable)	(80,889)	(17,664)	(59,785)	(94,086)	(81,500)	(100,250)	(101,250)	(102,250)	(103,250)
1-421 Programs (Taxable)	(6,461)	(3,659)	(9,286)	(13,183)	(8,400)	(15,375)	(15,475)	(15,575)	(15,675)
1-423 Programs (Taxable)	(64,743)	(36,474)	6,706	(48,081)	(56,625)	(92,125)	(92,125)	(93,125)	(93,125)
1-425 Programs (specify) (non-taxable)	(46,689)	(13,008)	(30,367)	(52,031)	(46,750)	(58,425)	(58,925)	(59,425)	(59,925)
1-442 Concession Sales	(7,643)	(1,738)	(35)	(3,016)	(6,750)	(7,500)	(7,500)	(7,500)	(7,500)
1-444 Sale of Materials	(4,169)	(861)	(1,784)	(2,717)	(3,750)	(5,000)	(5,100)	(5,200)	(5,300)
1-564 Rental: Buildings	(29,457)	(8,378)	(11,000)	(20,872)	(23,750)	(25,000)	(25,000)	(25,000)	(25,000)
1-831 Wage Subsidies			(12,505)	(12,898)		(2,200)	(2,200)	(2,200)	(2,200)
1-991 Other Income	(1,034)	(1,616)		(317)					
2-111 Salaries	558,159	281,793	428,168	508,833	500,027	562,175	573,315	584,678	584,678
2-151 Payroll Benefits	81,899	48,211	72,064	68,770	92,065	103,289	105,341	107,434	107,434
2-152 Wellness Program	1,703	900	1,483	307	2,000	2,000	2,000	2,000	2,000
2-214 Conventions/Registrations	1,100				1,450	1,550	1,550	1,550	1,550
2-215 Postage	8	55	74		100	100	100	100	100
2-216 Telephone	2,016	805	1,117	1,385	2,100	1,650	1,670	2,690	1,710
2-217 Travel and Subsistence	1,299	(91)		658	1,250	1,250	1,300	1,300	1,300
2-221 Advertising and Promotion	712		677	1,159	1,000	2,000	2,000	2,000	2,000
2-222 Municipal Membership Fees	838	1,045	910	780	1,720	1,720	1,720	1,720	1,720
2-223 Printing and Binding					500	200	200	200	200
2-227 Software and Upgrades	4,005	1,703	2,323	2,954	6,375	5,175	5,175	5,175	5,175
2-234 Education	3,171	1,272	6,617	3,754	4,175	5,375	4,175	4,175	5,375
2-241 Janitorial Services	1,791	1,616	1,530	1,993	2,500	2,500	2,500	2,700	2,700
2-242 Contract: (specify)				(1,887)					
2-251 Repairs: Buildings	14,335	30,464	25,768	30,289	20,550	56,000	57,000	57,500	57,500
2-252 Repairs: Equipment	265,213	9,734	4,443	6,320	11,000	13,500	13,500	13,600	13,600
2-253 Repairs: Other	31,948	18,782	48,613	33,109	18,050				
2-255 Repairs: Capital Reinvestment Program	890								
2-272 Insurance and Bond Premiums	8,340	8,732	9,093	9,590	9,500	9,970	10,370	10,780	11,210
2-291 Other General Services	6,340	5,365	6,021	9,654	8,955	5,750	10,055	8,955	8,955
2-511 Safety Materials, Clothing & Shoes	1,753	1,320	3,841	1,989	4,400	4,500	4,600	4,700	4,700
2-512 Goods for Re-Sale	3,155	(272)	198	145	3,000	4,000	4,000	4,000	4,000
2-513 Goods for Re-Sale: Concession	4,349	1,677	2,555	2,555	3,000	6,000	6,000	6,000	6,000
2-514 Program Materials	7,164	1,077	7,120	6,518	7,750	8,000	8,000	8,100	8,100
2-515 Stationery, Office Supplies	786	1,445	292	2	1,000	1,000	1,000	1,000	1,000
2-518 Janitorial Supplies	5,736	428	2,488	9,079	7,000	8,000	8,000	8,000	8,000
2-519 Other General Supplies	4,697	2,868	2,550	7,383	7,000	14,100	7,400	7,400	7,400
2-531 Chemicals and Salts	30,630	10,070	24,066	37,361	35,380	37,630	37,630	38,030	38,030
2-541 Utilities: Electricity	51,031	38,649	48,198	41,473	49,560	51,100	55,820	56,660	57,790
2-542 Utilities: Gas	45,189	36,101	60,094	56,186	57,450	89,540	95,240	101,320	107,410
2-543 Utilities: Water and Sewer	37,529	20,239	37,423	31,629	42,000	40,000	41,600	43,260	44,990
2-812 Penalties, Interest, Overdraft	2,632	2,001	3,016	3,151	2,400	2,600	2,600	2,700	2,700
2-813 POS - Over/Short	(359)	(27)	(64)	(38)	175	175	200	200	200
2-926 Uncollectable Accounts	(3,266)		717		500	500	500	500	500
2-969 Transfer to BCF	1,100								
Total 7202 Aquaplex	934,808	442,564	680,784	627,900	676,407	735,474	756,986	778,152	786,052
7203 Arena									
1-411 Admissions (taxable)	(6,000)		(4,214)	(684)	(1,000)	(1,025)	(1,225)	(1,225)	(1,225)
1-564 Rental: Buildings	(150,898)	(130,273)	(97,518)	(149,247)	(129,250)	(160,375)	(162,875)	(164,875)	(166,875)
1-831 Wage Subsidies				(2,668)					
1-991 Other Income	(2,678)	(3,292)	(2,500)	(2,728)					
2-111 Salaries	273,348	270,009	298,431	319,806	213,610	282,565	286,923	291,368	291,368
2-151 Payroll Benefits	53,260	42,565	51,808	55,183	50,780	57,926	58,962	60,019	60,019
2-152 Wellness Program	603	1,280	1,192	479	1,000	1,000	1,000	1,000	1,000
2-214 Conventions/Registrations	700		(337)	1,100	600	1,200	1,300	1,300	1,300
2-216 Telephone	7,017	4,015	1,098	1,886	2,400	2,460	2,520	2,580	2,640
2-217 Travel and Subsistence	2,315	424	1,081	371	1,025	1,325	1,325	1,325	1,325
2-221 Advertising and Promotion						500	500	500	500
2-222 Municipal Membership Fees	623	623	523	623	700	800	800	800	800

	2019	2020	2021	2022	2022	2023	2024	2025	2026
	YTD Actuals	YTD Actuals	YTD Actuals	YTD Actuals	Budget	Proposed	Financial	Financial	Financial
						Budget	Plan	Plan	Plan
2-234 Education	2,545	1,374	1,911	1,420	300	2,840	2,840	2,840	2,840
2-239 Other Professional				4,588					
2-241 Janitorial Services	3,337	2,005	2,700	4,765	3,200	4,200	4,200	4,200	4,200
2-251 Repairs: Buildings	28,616	40,366	63,188	32,112	81,000	84,300	43,300	43,300	43,300
2-252 Repairs: Equipment	2,813	2,270	14,604	8,975	6,850	6,850	6,850	6,850	6,850
2-253 Repairs: Other	21,292	32,097	30,410	32,842	44,800		1,000	1,000	1,000
2-255 Repairs: Capital Reinvestment Program	17,720								
2-262 Rental/Lease: Equipment/Furnishings			5,564	21,973		6,000			
2-272 Insurance and Bond Premiums	14,259	15,171	15,738	16,730	16,500	17,400	18,100	18,820	19,570
2-291 Other General Services	23,160	24,430	38,527	28,235	47,770	29,886	30,004	30,004	30,004
2-511 Safety Materials, Clothing & Shoes	3,205	5,102	4,364	3,004	3,750	3,750	3,750	3,750	3,750
2-518 Janitorial Supplies	5,128	7,374	3,498	7,315	6,700	6,700	6,700	6,700	6,700
2-519 Other General Supplies	7,858	5,394	4,157	1,717	3,450	3,775	3,775	3,775	3,775
2-521 Fuel Oil Grease	999	918	2,687	981	1,600	1,200	1,220	1,240	1,260
2-524 Consumable, Small Tools	101	342	140	13	800	1,350	1,350	1,350	1,350
2-531 Chemicals and Salts	4,024	7,166	987	2,921	6,950	6,950	6,950	6,950	6,950
2-541 Utilities: Electricity	70,360	81,915	84,794	52,681	67,490	73,325	80,285	81,435	82,405
2-542 Utilities: Gas	39,068	41,438	46,371	42,410	49,420	73,380	78,100	83,200	88,190
2-543 Utilities: Water and Sewer	30,575	27,947	14,507	21,863	32,000	30,000	31,200	32,450	33,750
2-812 Penalties, Interest, Overdraft				1					
2-926 Uncollectable Accounts	723				500	500	500	500	500
Total 7203 Arena	454,073	480,660	583,711	508,667	512,945	538,782	509,354	521,156	527,246
7204 Parks and Playgrounds									
1-451 Custom Work	(710)								
1-564 Rental: Buildings	(10,671)	(5,663)	(12,768)	(10,579)	(11,700)	(12,300)	(12,300)	(12,600)	(12,600)
1-831 Wage Subsidies			(22,050)	(4,234)					
1-841 Wage Subsidies	(20,914)	(29,400)							
1-991 Other Income	(6,979)	(3,247)	(5,871)	(3,995)	(9,000)	(5,000)	(5,000)	(5,000)	(5,000)
1-992 Contributions: Community Organizations	(10,000)		(2,000)						
2-111 Salaries	227,992	222,765	299,465	253,729	225,831	315,268	319,875	324,574	324,574
2-151 Payroll Benefits	30,740	34,889	50,631	39,481	38,245	64,630	65,410	66,206	66,206
2-152 Wellness Program				113					
2-217 Travel and Subsistence		14		156		600	600	600	600
2-234 Education		165	1,079	1,650	850	1,335	1,335	1,335	1,335
2-242 Contract: (specify)				1,887					
2-251 Repairs: Buildings						44,600	44,600	44,600	44,600
2-252 Repairs: Equipment	15,948	12,060	23,944	25,434	13,000	20,000	20,000	20,000	20,000
2-253 Repairs: Other		906	1,880		1,400				
2-254 Repairs: Structures	44,676	6,206	39,387	50,345	46,200				
2-262 Rental/Lease: Equipment/Furnishings					750	750	750	750	750
2-272 Insurance and Bond Premiums	9,866	7,540	6,327	6,968	7,000	7,250	7,540	7,840	8,150
2-291 Other General Services	37,658	50,877	70,875	111,207	69,375	79,375	79,375	79,375	79,375
2-292 Contracted Service (Specify)	6,600	6,720	6,600	5,171	6,600	7,590	7,590	7,590	7,590
2-511 Safety Materials, Clothing & Shoes	1,873	1,759	1,226	1,353	3,000	3,000	3,000	3,000	3,000
2-518 Janitorial Supplies	6,451	8,519	7,256	7,375	6,800	6,800	6,800	6,800	6,800
2-519 Other General Supplies	27,398	21,927	25,538	26,233	28,600	28,600	41,600	28,600	28,600
2-521 Fuel Oil Grease	4,657	4,953	5,623	12,103	5,000	15,000	15,300	15,610	15,920
2-524 Consumable, Small Tools	1,140	1,041	723	343	2,000	3,000	3,000	3,000	3,000
2-531 Chemicals and Salts	907	426	5,402	3,487	15,400	7,400	7,400	7,400	7,400
2-535 Sand and Gravel	1,850				1,000	1,000	1,000	1,000	1,000
2-541 Utilities: Electricity	14,683	13,108	19,909	15,535	23,560	25,470	26,850	27,460	28,010
2-542 Utilities: Gas	659	740	787	662	740	880	910	970	970
2-543 Utilities: Water and Sewer	37,925	21,317	46,713	33,849	81,000	70,000	72,800	75,710	78,740
2-926 Uncollectable Accounts	(950)								
Total 7204 Parks and Playgrounds	420,799	377,622	570,676	578,273	555,651	685,248	708,435	704,820	709,020
7205 Seasonal Recreation Programs									
1-425 Programs (specify) (non-taxable)	(27,804)	861	(17,105)	(22,478)	(25,000)	(25,625)	(26,125)	(26,125)	(26,625)
1-831 Wage Subsidies			(12,164)	(9,000)					
1-991 Other Income	(18)	(76)		(10)					
2-111 Salaries	26,200		27,151	29,949	33,929	33,929	34,621	35,327	35,327
2-151 Payroll Benefits	2,164		2,211	2,460	3,293	3,393	3,460	3,529	3,529
2-216 Telephone	26	17	205	179	215	250	260	270	280
2-217 Travel and Subsistence	2,844		560	3,882	5,200	5,700	6,200	6,700	6,700
2-221 Advertising and Promotion	15	107	996	1,120	1,000	1,500	1,600	1,600	1,600
2-234 Education					500	500	500	500	500
2-291 Other General Services	490				750	1,000	1,000	1,050	1,050
2-514 Program Materials	4,941		4,203	3,138	2,900	3,400	3,400	3,600	3,600
2-519 Other General Supplies			380	321	700	1,000	1,100	1,300	1,300
2-926 Uncollectable Accounts	(16)		(746)						
Total 7205 Seasonal Recreation Programs	8,842	909	5,691	9,561	23,487	25,047	26,016	27,751	27,261
7206 Curling Club									

	2019	2020	2021	2022	2022	2023	2024	2025	2026
	YTD Actuals	YTD Actuals	YTD Actuals	YTD Actuals	Budget	Proposed	Financial	Financial	Financial
						Budget	Plan	Plan	Plan
1-441 Sale of Utility	(15,646)		(20,710)	(7,791)	(9,000)	(15,160)	(15,160)	(15,160)	(15,160)
2-111 Salaries	170		86						
2-151 Payroll Benefits	21		1						
2-251 Repairs: Buildings	3,616	23	1,063	8,245	2,500	2,500	2,500	2,500	2,500
2-272 Insurance and Bond Premiums	5,965	6,168	6,582	6,974	6,800	7,250	7,540	7,840	8,150
2-291 Other General Services	917	1,188	3,350	4,937	1,000	1,000	1,000	1,000	1,000
2-519 Other General Supplies				95					
2-541 Utilities: Electricity	15,646			15,161	18,380	15,160	16,220	16,550	17,540
2-543 Utilities: Water and Sewer	153								
Total 7206 Curling Club	10,842	7,379	(9,628)	27,621	19,680	10,750	12,100	12,730	14,030
7402 Library									
1-991 Other Income	(1,196)	(795)	(2,382)	(1,697)	(1,660)	(2,500)	(2,500)	(2,500)	(2,500)
2-216 Telephone	1,366	888	2,382	1,996	2,500	2,500	2,555	2,615	2,675
2-261 Rental/Lease: Buildings	75,000	75,000	75,000	75,000					
2-771 Grant: (specify) individuals, community	246,089	213,808	203,558	258,577	341,810	355,685	370,145	373,395	373,545
Total 7402 Library	321,259	288,901	278,558	333,876	342,650	355,685	370,200	373,510	373,720
7404 Community Facility									
1-411 Admissions (taxable)	(39,637)	(13,472)	(12,457)	(39,078)	(28,680)	(43,050)	(44,550)	(45,550)	(46,550)
1-421 Programs (Taxable)	(29,041)	(13,945)	(5,220)	(17,232)	(17,125)	(23,575)	(23,575)	(24,075)	(24,075)
1-422 Programs (Taxable)	(78,600)	(75,900)	(80,571)	(81,714)	(87,800)	(87,950)	(88,100)	(88,250)	(88,250)
1-423 Programs (Taxable)	(273,981)	(166,948)	11,624	(210,085)	(234,375)	(227,600)	(228,600)	(229,600)	(230,600)
1-425 Programs (specify) (non-taxable)	(4,606)	(252)	(1,231)	(3,158)	(3,750)	(5,125)	(5,125)	(5,125)	(5,125)
1-433 Advertising	(95)								
1-435 Contra Account (Membership Discounts)				17,650					
1-442 Concession Sales	(2,701)	(1,108)	(355)						
1-444 Sale of Materials	(19)								
1-564 Rental: Buildings	(166,097)	(756)	(60,347)	(126,447)	(100,300)	(153,750)	(155,750)	(158,750)	(161,750)
1-569 Rental: Other	(27,782)	(97,725)	50,721	(7,801)	(20,000)	(22,000)	(23,000)	(24,000)	(24,000)
1-969 Transfer from (specify department)	(14,770)								
1-991 Other Income	(6,231)	(7,296)	(1,095)	(1,304)					
2-111 Salaries	655,100	393,035	445,976	484,171	577,704	592,993	606,568	620,414	620,414
2-151 Payroll Benefits	119,307	75,698	90,651	96,879	120,010	124,947	127,720	130,550	130,550
2-152 Wellness Program	2,278	811	1,850	842	2,500	2,500	2,500	2,500	2,500
2-212 Communication System		126	128	132					
2-214 Conventions/Registrations					1,400	1,400	1,400	1,400	1,400
2-215 Postage	5	4	1						
2-216 Telephone	4,955	4,944	4,011	3,024	3,850	5,000	5,080	4,165	4,165
2-217 Travel and Subsistence	1,959	621		140	3,550	3,750	4,050	4,150	4,150
2-218 Meeting Expense	54	81	22	120	200	250	250	300	300
2-221 Advertising and Promotion	22,952	16,366	13,584	18,034	30,300	28,800	29,000	30,000	30,000
2-222 Municipal Membership Fees	1,054	794	795	420	8,300	9,350	9,600	10,700	10,700
2-223 Printing and Binding	2,861	2,669	3,016	3,125	3,500	3,500	4,200	4,700	4,700
2-227 Software and Upgrades	23,598	19,805	15,084	11,947	27,060	23,810	24,060	24,060	24,060
2-234 Education	3,329	370	6,454	220	8,100	8,100	8,100	8,100	8,100
2-241 Janitorial Services	100,338	72,231	131,283	123,495	154,900	155,900	155,900	155,900	155,900
2-251 Repairs: Buildings	34,763	37,393	84,411	47,261	65,050	81,750	81,750	81,750	81,750
2-252 Repairs: Equipment	21,670	6,349	13,501	18,827	27,000	30,500	32,000	33,500	33,500
2-253 Repairs: Other	5,495	23,882	36,468	14,841	36,280				
2-254 Repairs: Structures	2,800	490	2,395	280	5,000				
2-272 Insurance and Bond Premiums	37,123	38,384	40,959	43,399	42,250	45,130	46,940	48,820	50,770
2-291 Other General Services	65,232	45,184	36,662	61,597	54,748	56,447	56,548	57,048	57,048
2-295 Project: (specify)	17,379	6,505	3,690	8,424	10,000	10,000	10,000	11,000	11,000
2-511 Safety Materials, Clothing & Shoes	23	4,589	4,156	2,392	7,050	6,050	6,500	7,500	7,500
2-512 Goods for Re-Sale	601								
2-513 Goods for Re-Sale: Concession	1,907	358							
2-514 Program Materials	5,276	4,886	573	586	5,000	6,000	6,000	6,500	6,500
2-515 Stationery, Office Supplies	3,220	5,302	1,800	2,490	6,000	6,100	6,500	6,700	6,700
2-518 Janitorial Supplies	9,933	7,306	2,247	5,130	9,000	12,000	12,500	13,000	13,000
2-519 Other General Supplies	31,348	14,733	7,625	5,510	50,750	33,750	34,700	34,700	34,700
2-524 Consumable, Small Tools	312	210	83	51	1,300	1,300	1,300	1,300	1,300
2-531 Chemicals and Salts	1,553	1,215	243	1,949	2,000	2,500	2,500	3,000	3,000
2-541 Utilities: Electricity	115,349	86,470	93,893	83,116	112,720	97,630	106,090	107,800	109,960
2-542 Utilities: Gas	33,212	23,958	26,844	30,450	30,580	43,140	45,890	48,890	51,820
2-543 Utilities: Water and Sewer	5,250	2,553	1,376	2,948	5,500	5,500	5,720	5,950	6,190
2-812 Penalties, Interest, Overdraft	9,311	6,032	4,722	8,809	11,300	11,300	11,300	11,300	11,300
2-813 POS - Over/Short	(4)	51	(68)	34	250	250	250	250	250
2-831 Interest	168,555	156,527	143,984	61,503	131,493	117,874	103,669	88,855	88,855
2-926 Uncollectable Accounts	4,460		(830)		750	750	1,000	1,000	1,000
2-930 Amortization Expense		368,569	370,225	615,118	320,000	350,000	350,000	350,000	350,000
Total 7404 Community Facility	868,998	1,051,099	1,488,883	1,288,095	1,383,365	1,315,221	1,330,885	1,340,452	1,342,732
7411 Community Events									

	2019	2020	2021	2022	2022	2023	2024	2025	2026
	YTD Actuals	YTD Actuals	YTD Actuals	YTD Actuals	Budget	Proposed	Financial	Financial	Financial
						Budget	Plan	Plan	Plan
1-441 Sale of Utility					(6,000)				
1-442 Concession Sales	(920)			(6,028)					
1-444 Sale of Materials					(500)				
1-445 Sale of Conservation Items	(150)								
1-833 Conditional Programs	(5,860)		(14,000)	(30,000)	(141,000)	(10,000)	(10,000)	(10,000)	(10,000)
1-841 Wage Subsidies					(4,751)				
1-843 Conditional Programs				(15,000)					
1-991 Other Income	(2,840)	(684)	(6,132)	(12,402)	(55,500)	(2,500)	(3,000)	(2,800)	(2,800)
2-111 Salaries	72,181	26,100	74,195	64,392	67,623	63,307	64,859	66,440	66,440
2-151 Payroll Benefits	9,782	857	9,652	11,933	11,675	12,745	13,085	13,285	13,285
2-152 Wellness Program				233	500	500	500	500	500
2-215 Postage					150	150	150	150	150
2-216 Telephone			1,210	426	900	900	1,915	930	945
2-217 Travel and Subsistence			144		500	500	500	500	500
2-221 Advertising and Promotion					16,700	10,200	11,200	10,200	10,200
2-222 Municipal Membership Fees				90		1,500	1,500	1,600	1,600
2-234 Education			25		1,052	1,000	1,000	1,000	1,000
2-252 Repairs: Equipment				1,213	600	1,100	1,100	1,100	1,100
2-272 Insurance and Bond Premiums	4,730	16	17	18	500	20	20	20	20
2-291 Other General Services			10	650	4,870	370	370	370	370
2-295 Project: (specify)	55,653	21,369	18,589	47,810	86,000	50,000	52,000	55,000	55,000
2-296 Project: (specify)	5,781		1,250	9,994	8,500	8,500	9,000	10,500	10,500
2-297 Project: (specify)	8,085		17,000		45,000				
2-298 Project (specify)	19,708	14,106	49,595	39,889	186,750	74,000	72,000	73,000	73,000
2-511 Safety Materials, Clothing & Shoes						500	500	500	500
2-515 Stationery, Office Supplies			14	1,172	100	200	200	200	200
2-519 Other General Supplies			1,087	56		1,000	1,000	1,000	1,000
2-521 Fuel Oil Grease					550	500	500	500	500
2-541 Utilities: Electricity		669	1,659	1,183	1,600	1,250	1,275	1,300	1,325
Total 7411 Community Events	166,150	62,433	154,315	115,629	225,819	215,742	219,674	225,295	225,335
9702 EDUCATION REQUISITION	41,039	3,052	2,981	(703,589)					
9703 DIP Properties: Requisition				4					
Total Tax Supported	(572,348)	153,772	676,753	(2,883,368)	(255,310)				

REQUEST FOR DECISION

TITLE:	Supply & Delivery of one new 2022 – 4 Wheel Drive Backhoe Loader
DATE:	November 28, 2022
PRESENTED BY:	Kevin Blanchett, Operations Manager
ATTACHMENTS:	Evaluation Breakdown of received submissions Original quotation for repairs to current backhoe

PREVIOUS AWARD BY COUNCIL:

At their Regular Meeting of October 24, 2022, Council accepted the submission from Brandt Tractor Ltd. Option 1 - 2022 JD 710L, for a total cost of \$ 285,363.00, excluding GST. A Letter of Award was issued to Brandt Tractor Ltd. on October 25, 2022. Upon receiving the Letter of Award, Brandt Tractor Ltd. advised that the unit was no longer available for purchase.

- In follow up with Finning Canada, their submissions Option 1 and Option 2 were also determined to be unavailable for purchase.
- Further follow up with Brandt Tractor Ltd. determined that their **Option 2 unit is available** for purchase.

This option is below the budgeted amount; however, it is more expensive than the units that scored 1st, 2nd and 3rd in the overall evaluation.

RECOMMENDATION:

Administration recommends that the submission from Brandt Tractor Ltd – Option 2 be awarded for a total cost of \$ 336,675.00, excluding GST, without trade in. Administration feels that better value can be achieved by selling the old unit rather than using it for trade in, which will allow for recovery of some of the funds.

Administration is evaluating our purchasing methodology to ensure that we are not caught in this situation in future equipment purchases.

FINANCIAL IMPACT:

The cost of the Supply and Delivery one new 2022 - 4 Wheel Drive Rubber Tire Backhoe Loader from Brandt Tractor Ltd. - Option 2 is \$ 336,675.00, excluding GST. Under code 2.6.7014.400.3100 the approved 2022 Capital Budget has allocated \$ 345,000.00 for this purchase. Awarding this RFQ to Brandt Tractor Ltd. - Option 2 will result in an underbudget savings of \$ 8,325.00, with the remaining funds returned to the Town reserves. This option represents an increase of \$ 56,375 over the original award option, but is still within the approved budget. Sale of the current backhoe this unit is replacing will account for some of this difference.

RFP PROCESS SUMMARY:

The Town of Drumheller currently operates two rubber tire Backhoe Loaders:

1. 2012 Cat 450E with 3,454 equipment hours, and;
2. 2010 John Deere 710J with 5,436 equipment hours.

The 2010 John Deere is unreliable due to frequent breakdowns, which is affecting our level of service. The purchase of a new 2022 - 4 Wheel Drive Rubber Tire Backhoe Loader will result in savings on operations and maintenance, and improved response times. The goal of the project will be to upgrade our equipment fleet. Earlier this year, Brandt Tractor Ltd. was asked to conduct an analysis on the 2010 John Deere Backhoe Loader. The analysis supported our decision to purchase a new backhoe

Request for Decision

rather than spending additional funds in the amount quoted of \$ 34,920.00. This quotation does not reflect the costs for line boring and cylinder chroming on an older piece of equipment. Attached, please see the quotation in the evaluation section.

On February 28, 2022, the Town of Drumheller posted a Request for Quotation for the Supply and Delivery of one 2022 - 4 Wheel Drive Rubber Tire Backhoe Loader on the Alberta Purchasing Connection and the Town of Drumheller websites per the Town's purchasing policy. Two quotations were received. Both proponents specified 30-day price guarantees, and indicated that inventory could be an issue. Due to a number of factors, the review and evaluation process was not completed until after the specified price guarantee timelines. Administration directed that the RFQ be cancelled, and a revised RFQ be posted. The two proponents were advised, and encouraged to resubmit quotations to the future RFQ, when posted.

On August 24, 2022, the revised RFQ for the Supply and Delivery of one new 2022 - 4 Wheel Drive Backhoe Loader was posted on the Alberta Purchasing Connection and the Town of Drumheller websites. On the closing date of September 20, 2022, five quotations were received and are summarized as follows:

Bidders	Total Cost (excluding GST)
Brandt Tractor Ltd. - Option 2	\$ 336,675.00
Finning Canada - Option 2 – <i>not available</i>	\$ 302,900.00
Brandt Tractor - Option 1 – <i>not available</i>	\$ 285,363.00
Finning Canada - Option 1 – <i>not available</i>	\$ 280,300.00
Rocky Mountain Equipment - <i>disqualified</i>	\$ 221,500.00

Price and trade in values were not the only factors considered for this RFQ. The posted evaluation criteria included specification, qualifications, warranty, references, and cost. Delivery time is also a consideration, but not a weighted criterion for this RFQ. The table below provides a summary of the evaluation breakdown for all submissions.

EVALUATION BREAKDOWN OF QUOTATIONS						
Bidder	Total Score 100%	Cost 50%	References 10%	Warranty 10%	Qualifications 15%	Specification 15%
Brandt Tractor Ltd. – Option 1 – <i>not available</i>	98.5%	48.5%	10%	10%	15%	15%
Finning Canada – Option 1 – <i>not available</i>	97.5%	50%	10%	7.5%	15%	15%
Finning Canada – Option 2 – <i>not available</i>	90%	42.5%	10%	7.5%	15%	15%
Brandt Tractor Ltd. – Option 2	85.5%	35.5%	10%	10%	15%	15%
Rocky Mountain Equipment - <i>eliminated</i>	-	-	-	-	-	-

DISCUSSION:

Upon reviewing the technical specifications supplied by Rocky Mountain Equipment, it was determined that their proposed Backhoe Loader unit had more than seven specifications that were below the minimum specifications that were required in the RFQ. Their quotation was therefore disqualified.

Request for Decision

The two quotations provided by Finning Canada included three important specifications that will make an operational difference to the safety of our equipment operators. They are summarized below:

1. Wheelbase Width

Our current 2010 John Deere Backhoe Loader has a wheelbase width of 96 inches. Finning Canada's proposed unit has a wheelbase width of 87 inches, which is 9 inches shorter. This shorter wheel base can result in stability issues and increase the chances of the unit tipping. The shorter wheelbase also raises concerns with control issues which could possibly lead to an accident if the operator loses control while driving. This is a safety issue that the current operators indicated when they provided input while developing the specifications for the new Backhoe Loader unit.

2. Dumping Height

The dumping height of our current 2010 John Deere Backhoe is 9 feet 6 inches. Finning Canada's proposed unit has a dumping height of 8 feet 11 inches, or 7 inches lower. This lower height could lead to damage to the tandem trucks when loading.

3. Width of Stabilizer Spread

The current 2010 John Deere Backhoe Loader has a stabilizer spread of 15 feet 3 inches. Finning Canada's proposed unit has a stabilizer spread of 13 feet 10 inches, which is 1 foot 5 inches (or 17 inches) narrower. This narrower spread for the stabilizer greatly decreases the stability of the Backhoe Loader when digging or when loading onto trucks and trailers. This is a safety concern.

WORKFORCE AND RESOURCES IMPACT:

The Infrastructure Services workforce requires reliable, good quality, heavy duty equipment that will allow staff to complete the work as expected, on time, and on budget.

STRATEGIC POLICY ALIGNMENT:

This project is in alignment with Council's strategic goals of fiscal responsibility and providing excellent service levels. Reinvesting in our equipment fleet will result in equipment that is dependable and reliable. Expected service level goals will be met and possibly increased with the investment in new, updated equipment.

COMMUNICATION STRATEGY

The successful proponent will receive a Letter of Award, and the unsuccessful proponents will receive Letters of Non-Award. An Award Summary will be posted on the Town of Drumheller and Alberta Purchasing Connection websites.

COUNCIL MOTION:

MOTION:

Councillor: _____ moves that Council repeal motion M2022.238 and award the supply and delivery of one (1) new 2022 - Backhoe Loader to Brandt Tractor Ltd. - Option 2 for the total cost of \$ 336,675.00, excluding GST.

Seconded:

Kevin Blanchett

Prepared by:
Kevin Blanchett
Operations Manager

Libby Vant

Reviewed by:
Libby Vant, BA, RSE
Sr. Admin. Assistant



Reviewed by:
Dave Brett
Director of Infrastructure Services



Approved by:
Darryl Drohomerski, C.E.T.
Chief Administrative Officer